

# Design of Energy Efficient Cluster Head Routing Algorithm for Heterogeneous Wireless Sensor Networks

Gutti Jaswanth

Department of Electronics and  
Communication Engineering,  
NIT Hamirpur,  
Hamirpur, India

Amandeep Kaur

Department of Electronics and  
Communication Engineering,  
NIT Hamirpur,  
Hamirpur, India

Gaurav Sharma

Department of Electronics and  
Communication Engineering,  
NIT Hamirpur,  
Hamirpur, India

## ABSTRACT

The cluster based technique is one of the good approaches to reduce energy consumption in Wireless Sensor Networks (WSNs). A new Energy Efficient Cluster Head Routing protocol for heterogeneous WSN, which is called EECHR is proposed and evaluated which works on sleep-awake policy that help in prolonging lifetime of the network. In EECHR, the cluster head is elected if its residual energy is more than system average energy of the network. The nodes with high initial and residual energy will have more chances to become cluster head. Finally the simulation results show that EECHR enhances lifetime of heterogeneous sensor network as compared to other protocols i.e., Distributed Energy Efficient Clustering (DEEC) and Threshold Sensitive Stable Electron Protocol (TSEP).

## Keywords

Energy Efficiency, Cluster Head, Heterogeneous environment, Wireless Sensor Network

## 1. INTRODUCTION

Recent technological advancement in the field of hardware enables the deployment of small, low power, low cost sensors with limited signal processing and wireless communication capabilities, in savage and dynamic environment where the connectivity with individual nodes may not be possible [1] [2]. Since each sensor node is tightly power constrained device, the lifetime of WSN is limited. In order to prolong the lifetime of sensor network, energy efficient routing protocols are designed based on clustering techniques in which cluster head usually performs data aggregation [3] [4], which collects data from other sensor nodes in the cluster, fuses the data into meaningful information and transmits to Base station or sink.

In this paper, the performance of EECHR algorithm in saving energy for heterogeneous WSNs is studied. In the sensor network considered in this paper, each node transmits data either directly to base station or via cluster head which is elected by certain clustering algorithm, fuses the data collected from their cluster members and sends it to the “sink node”.

Here in this protocol, all the sensor nodes with different amounts of energy which leads to heterogeneous sensor network is considered [5]. The addition of new nodes in the networks prolongs the lifetime of the network. Currently most of the protocols, such as DEEC [1], TSEP [6] all assume the sensor networks are heterogeneous network. In TSEP [6] three level heterogeneous WSN, composed of normal nodes, intermediate nodes and advanced nodes. The advanced nodes are equipped with more energy nodes than normal nodes. Also, cluster heads are selected depending on probability of each type of node. However it is not fit for multilevel

heterogeneous WSN that includes more than two types of nodes.

In DEEC [1], each node spends its energy uniformly by rotating the role of cluster head among all nodes. Basically CHs are elected based on the ratio between residual energy of each node and average energy of the network. Thus DEEC can improve the stability period and hence prolong the network lifetime by heterogeneous clustering approach.

In this paper, a new energy efficient cluster head routing algorithm for heterogeneous WSN composing three different types of nodes i.e. Normal nodes super nodes and advanced nodes is proposed and evaluated. In EECHR, basically sleep-awake policy is used in which some nodes put to sleep to conserve energy and hence prolongs the lifetime of the network. Utilizing the concept of node pairing among sensor nodes and threshold energies, energy utilization of the network is optimized. Simulation shows that EECHR has significant improvement over existing protocols DEEC and TSEP in terms of lifetime of network and throughput.

The remainder of the paper is organized as follows. Section 2 describes the proposed algorithm. Section 3 presents the detail of EECHR algorithm. Section 4 shows the performance of EECHR by simulation and compares it with DEEC and TSEP. Finally, section 5 gives concluding remarks.

## 2. PROPOSED APPROACH

This section describes a new Algorithm EECHR (Energy Efficient Clustering Hierarchy Routing) which has two main characteristics:

1. Direct Communication
2. Transmission via Cluster Head

It is reactive routing protocol, as transmission consumes more energy than sensing and it is done only when a precise threshold is reached.

To describe whole protocol clearly particularly discussion about energy model and how optimum number of clusters can be computed is done. For three levels of heterogeneity, nodes with different energy levels are:

- 1) Normal Nodes
- 2) Advance Nodes
- 3) Super Nodes

Advance nodes having energy greater than normal nodes, super nodes with the highest energy. Super nodes can be chosen by using  $b$ , where  $b$  is proportion of super nodes and using the relation that energy of normal nodes is  $\mu$  times more than that of normal nodes. Energy for normal nodes is  $E_n$ , for

advance nodes it is  $E_{ADV} = E_o(I + \alpha)$  and energy for super nodes can be computed as  $E_{SUP} = E_o(I + \mu)$ , where  $\mu = \alpha/2$ .

So total energy of normal nodes, advance nodes and for super nodes will be,  $n.E_o.(I - m - b)$ ,  $n.m.E_o.(I + \alpha)$ , and  $n.b.E_o.(I + \mu)$  respectively.

Therefore, the total Energy of all the nodes will be,  $nE_o.(I - m - b) + n.m.E_o.(I + \alpha) + n.b.E_o.(I + \mu) = n.E_o.(I + \alpha + b\mu)$ .

Where  $n$  is number of nodes,  $m$  is proportion of advanced nodes to the total number of nodes  $n$  with energy more than rest of nodes and  $b$  is proportion of super nodes.

Starting of a round, BS broadcasts HELLO packets among the sensors periodically. If the RSSI of the received signal is greater than clustering threshold then no need to form clusters. Based on stronger RSSI (Receiving Signal Strength Indicator) nodes closer to the BS are selected to send their data directly to BS. This region is called direct communication region. Remaining nodes follow dynamic clustering technique.

In WSN, sensors are deployed with high density due to limited resources and vulnerable nature of individual sensor. As a result the same area is covered by many sensor nodes. This causes a lot of redundancy because multiple sensor nodes consume energy to sense the same area and also to trans-receive the identical data. For this reason redundant information will increase at the BS and also there will be wastage of transmission energy among the nodes. The solution to avoid this redundancy is to turn off the redundant nodes, as turning off some nodes does not affect the overall system as long as there are enough working nodes to provide the service. Turned-off sensor nodes save a significant amount of energy and this addresses one of the important constraints of WSN i.e. Limited energy. Therefore, if sensor nodes are scheduled to perform alternately, more energy can be saved and system lifetime can be prolonged effectively. So, in the proposed technique, at any moment, only some of the members performing i.e. they become active nodes. And rest of the nodes remain in sleep mode i.e. they are passive nodes. The decision of choosing i.e. which node will be active and which will be passive is taken on the basis of RSSI. The proposed approach is explained using these three phases:

## 2.1 Node Pairing

Before performing clustering a node has to select its nearest node. A node sends a request message to find nearest neighbor. The 1-hop neighbor nodes which are closer to that node send a reply with their distances from that particular node and they are included in eligible neighbor list. Then the node in the Eligible Neighbor List which has maximum RSSI is selected as next node. The two nodes are added as coupled and then Node Paired ID message is broadcast in the network.

After performing the node pairing mechanism as shown in Fig.1, each node checks its remaining energy with its paired

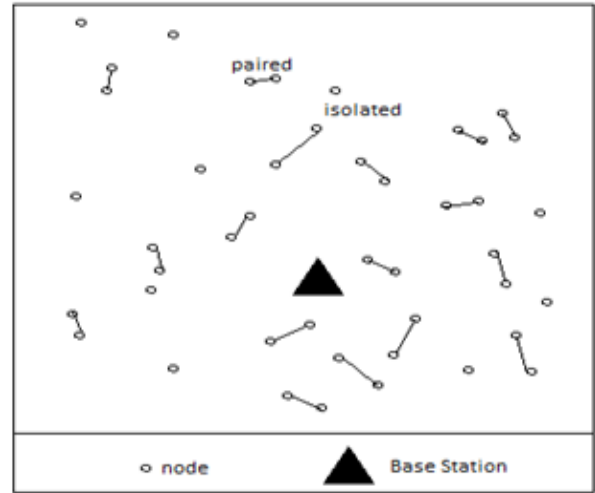


Figure 1 Node Pairing

neighbor. In a pair, a node switches into Active mode if its residual energy is greater than its paired node. Thus node having more residual energy in a pair will participate in clustering technique and the other one will remain in Sleep mode for that round. During a sleeping period, the node ceases to perform any communication with the environment. Thus power consumption is assumed to be minimal, whereas when a sensor is awake, it consumes regular amount of energy. In next communication period, nodes in Active-mode switch into Sleep-mode and Sleep-mode nodes switch into Active mode if and only if Sleep-mode node's residual energy is above Active-mode node's energy level. In this way, it is able to minimize energy consumption as nodes in Sleep-modes save their energy by not communicating with the CHs. Nodes in Sleep-mode also save their energy by avoiding idle listening and overhearing. If coupled partner of a node is dead then it will become active for rest of the round. Isolated nodes remain in Active-mode for every round till their energy resources depleted.

## 2.2 Cluster Heads Selection

At the starting of cluster head selection phase BS receives the status of the current energy level from all sensor nodes in the network. Then selection of powerful nodes is done based on the received energy values. The BS computes the average energy level of the active nodes as follows:

$$E_{avg} = \sum \frac{E_{resi}}{m} \quad (1)$$

where  $m$  is the total number of active nodes;  $E_{resi}$  is nodes residual energy.

So, EECHR protocol uses  $E_{avg}$  to be the main parameter for selecting CHs and handle well the heterogeneous energy capacities among the sensor nodes considering system average energy in each round. After BS broadcasts average energy of the network, nodes having remaining energy greater than or equal to the system average energy include themselves in the set of eligible cluster heads. If a node finds its  $E_{resi} \geq E_{avg}$  then it sends a request message to find eligible neighbors. The 1-hop neighbor nodes which are closer to that node send a reply with their Energy Consumption Rate  $E_{ecr}$  in Previous round. The node which has minimum energy consumption rate in previous round and with  $E_{resi} \geq E_{avg}$  is selected as CH node, where energy consumption rate is as follows:

$$E_{ecr} = \frac{E_0 - E_{resi}}{m - 1} \quad (2)$$

where r is number of rounds

The optimal probability of nodes, which are divided on the basis of energy, to be chosen as a CH can be calculated by using following formulas:

$$p_{nrm} = \frac{p_{opt}}{1 + m \cdot \alpha + b \cdot \mu} \quad (3)$$

$$p_{adv} = \frac{p_{opt}(1 + \alpha)}{1 + m \cdot \alpha + b \cdot \mu} \quad (4)$$

$$p_{sup} = \frac{p_{opt}(1 + \mu)}{1 + m \cdot \alpha + b \cdot \mu} \quad (5)$$

Now to ensure that CH selection is done in the same way as it is assumed, another parameter is taken into consideration, which is threshold level. Each node generates a number randomly inclusive of 0 and 1, if generated value is less than threshold then this node becomes CH [4], [7]. For all these type of nodes different formulas for the calculation of threshold depending on their probabilities are given below:

$$T_{nrm} = \begin{cases} \frac{p_{nrm}}{1 - p_{nrm} \left[ r \cdot \text{mod} \frac{1}{p_{nrm}} \right]}, & \text{if } n_{nrm} \in G' \\ 0, & \text{otherwise} \end{cases} \quad (6)$$

$$T_{adv} = \begin{cases} \frac{p_{adv}}{1 - p_{adv} \left[ r \cdot \text{mod} \frac{1}{p_{adv}} \right]}, & \text{if } n_{adv} \in G'' \\ 0, & \text{otherwise} \end{cases} \quad (7)$$

$$T_{sup} = \begin{cases} \frac{p_{sup}}{1 - p_{sup} \left[ r \cdot \text{mod} \frac{1}{p_{sup}} \right]}, & \text{if } n_{adv} \in G''' \\ 0, & \text{otherwise} \end{cases} \quad (8)$$

G', G'' and G''' are the set of normal nodes, advanced nodes and set of super nodes that has not become CHs in the past respectively, so ensuring that the equations (3), (4) and (5) are working.

Average total number of CHs per round will be:

$$n \cdot (1 - m - b) \cdot p_{nrm} + n \cdot b \cdot p_{sup} + n \cdot m \cdot p_{adv} = n \cdot p_{opt} \quad (9)$$

Although, average number of CHs is same as that of DEEC and TSEP, however, here a good aspect of EECHR is that energy dissipation is condensed due to energy heterogeneity and node pairing.

### 2.3 Data Transmission and Data Aggregation

At the start of each round, the phenomenon of cluster change takes place. In case of EECHR, at cluster change time, the CH broadcasts the following parameters

**Hard Threshold (HT):** It is an absolute value of sensed attribute beyond which node will pass on data to CH. As if sensed value becomes equal to or greater than this threshold value, node turns on its transmitter and transmits.

**Soft Threshold (ST):** It is the smallest sensed value at which the nodes switch on their transmitters and sends that information to CH.

All nodes keep on sensing the environment continuously. When parameters from attribute set reaches hard threshold value, transmitter is switched on and data is transmitted to

CH, however this is only for the first time when this condition is met. This sensed value is stored in an internal variable in the node, called Sensed Value (SV). Then for the second time and the other, nodes will transmit data if and only if sensed value is greater than hard threshold value or if the difference between currently sensed value and the value stored in SV variable is equal to or greater than the soft threshold. So, by keeping these both thresholds in consideration, the number of data transmissions can be decreased, as transmission will only take place when sensed value reaches hard threshold. And further transmissions are narrowed by soft threshold, as it will eliminate transmissions when there is a small change in value, even smaller than interest. Some of the important features are described below:

- 1) Time with which critical data reaches the user almost instantaneously.
- 2) Nodes keep on sensing continuously but transmission is not done frequently, so energy consumption is much lesser than that of proactive networks.
- 3) At time of cluster change, values of soft threshold, TR is transmitted afresh and so, user can decide how often to sense and what parameters to be sensed according to criticality of sensed attribute and application.
- 4) The user can change the attributes depending on requirement, as the attributes are broadcasted at the cluster change time.

The significant trades off of this scheme is that if threshold is not reached, user will not get any information from network and even if any or all the nodes die, system will not come to know about that. So, it is not useful for those types of applications where a data is required continuously.

## 3. EECHR ALGORITHM

### Step 1

For a given simulation time T, the Base Station broadcasts HELLO packets periodically. If a sensor node listens HELLO packet then it replies with residual energy. If the RSSI of the received signal is greater than that of any other cluster head then no need to form clusters. Else Clustering occurs.

### Step 2

If any node is alive then node pairing is done with closest neighbor. Follow step 4 to decide about the active nodes. If node is active then for each round the Base Station chooses CHs. If a node is Cluster Head then it broadcasts its advertisement message and all non-CHs active nodes, send joining request message to that CH, from which it received the highest RSSI. Cluster head accepts the joining request. Thus forming respective clusters.

### Step 3

A node broadcasts a request message to find the closest neighbor. The neighbors respond reliably. The neighbor with the strongest RSSI is selected as the next node. The node status will be PAIRED and it broadcasts Node\_Paired\_ID message.

### Step 4

Get N paired node sets in the network. If node is paired then for each pair set, node broadcasts an Energy\_Msg message to its neighboring node. Receiving Energy\_Msg from its neighboring node, the node updates its own Neighbor\_Table. If  $E(r)_{node} > E(r)_{neighbor}$  then node is active else the node sleeps.

If neighbor node is dead then another node of that pair is awake for remaining rounds else node is active for whole network life time.

**Step 5**

Base Station receives the status of the residual energy from all nodes. Then based on this, the Base Station computes average energy of the active nodes. For each node having residual energy more than average energy include in the set of eligible Cluster Heads. If a node finds its residual energy more than average energy then it sends a request message to find eligible neighbors. The 1-hop neighbor nodes closer to that node send a reply with their energy consumption rate. The node which has minimum energy consumption rate and with residual energy more than average energy is selected as Cluster Head node.

**Step 6**

If current value is greater than or equal to the hard threshold then test = current value – sensed value. If test is greater than or equal to the sensed value and the distance between the sensed region is more than threshold then Energy = Energy – less transmission energy else Energy = Energy – more transmission energy.

**4. SIMULATION RESULTS AND DISCUSSIONS**

For performance evaluation MATLAB is used. The goals in doing simulations were to compare performance of EECHR with TSEP [6] and DEEC [1] protocols on the basis of energy dissipation with longevity of the network.

Performance attributes used in the simulations are:

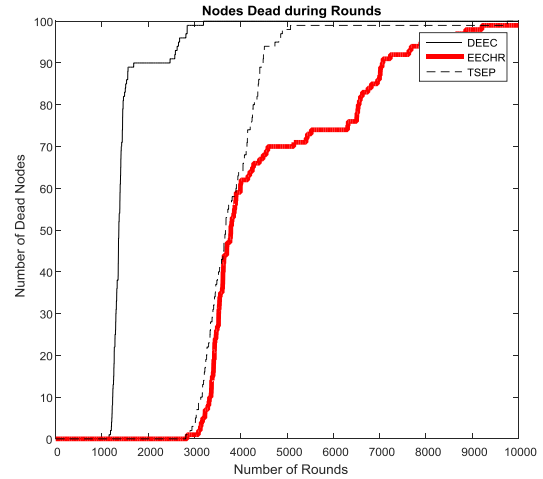
- 1) Stability period, the period from starting of the network operation and the first dead node.
- 2) Instability period, the period between the first dead node and the last dead node.
- 3) Number of nodes alive per round.
- 4) Number of nodes dead per round.
- 5) Throughput, number of packets sent from the cluster heads to the base station.

A network consisting of 100 nodes, placed randomly in a square region, 100m X 100m and a BS located in the center is considered. Simulations for different values of  $\alpha$  and  $m$  while keeping  $b$  constant i.e., 0.3 are performed. For the first case  $\alpha = 1, m = 0.1$ , for second case  $\alpha = 3$  and  $m = 0.2$ . This is done to observe the change in network's stability, life and throughput relative to increase in number of advance nodes and corresponding energies. Since  $p_{opt} = 0.1$ , is optimal probability of CHs, by using equations (3), (4) and (5) different probabilities for every type of node in accordance with different values of  $\alpha$  and  $m$  are obtained. All the parameters used in simulations are shown in Table 1.

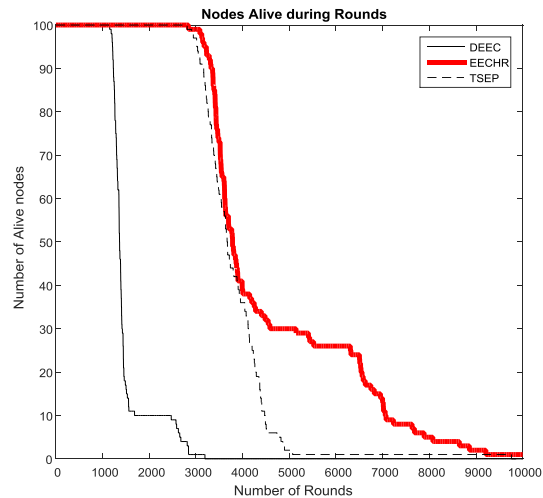
**Table 1 Parameter Settings**

Parameters	Value
$E_{elect}$	50nJ/bit
$E_{DA}$	5nJ/bit/message
$\epsilon_{fs}$	10pJ/bit/m <sup>2</sup>
$\epsilon_{mp}$	0.0013pJ/bit/m <sup>4</sup>

$E_o$	0.5J
K	4000
$P_{opt}$	0.1
N	100
$\alpha$	1
$m$	0.1



**Figure 2 Number of dead nodes per round for  $\alpha = 1$  and  $m = 0.1$**



**Figure 3 Number of alive nodes per round for  $\alpha = 1$  and  $m = 0.1$**

By using the equations (6), (7) and (8), CHs election for normal, advance and super nodes respectively, can be determined.

Fig.2 and Fig.3 show comparison of protocols DEEC, TSEP and EECHR regarding dead and alive nodes, relative to the number of rounds. As it can be seen, EECHR has completely dominated the other two protocols because of heterogeneity, threshold consideration and node pairing.

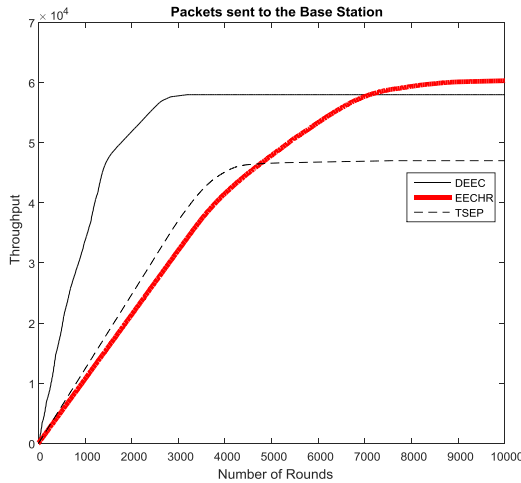


Figure 4 Number of packets sent from CHs to BS for  $\alpha = 1$  and  $m = 0.1$

Fig.4 shows throughput, data sent from CHs to the BS. EECHR being threshold sensitive protocol and sleeping protocol, shows better result than DEEC and TSEP, as here transmission rate is less so energy consumption will be less than others.

From Fig.2, Fig.3 and Fig.4 it can be concluded that stability period and the network life time are greater in EECHR, than all other protocols. Nodes tend to die out slowly in EECHR, as in EECHR a huge part of energy is consumed in sensing; while transmission of data is done only at the conditions when HT value is achieved by sensed node or is exceeded.

Table 2 Average lifetime of nodes in number of nodes for  $\alpha = 1$  and  $m = 0.1$

% of dead nodes	Number of rounds		
	DEEC	TSEP	EECHR
1	1002	2135	3026
10	1007	3039	3071
50	1117	3233	3327
100	3123	7526	9228

The number of rounds is more in EECHR when % of dead nodes is 50% and the number of rounds becomes huge in EECHR when % of dead nodes is 100%. So, EECHR is a lot better than the existing techniques when  $\alpha = 1$  and  $m = 0.1$ .

Same is the case for results shown in Fig.5, Fig.6 and Fig.7, where  $\alpha = 3$  and  $m = 0.2$ . In this case, energy of nodes as well as packets to BS is also increased. Therefore, more number of nodes will be available with an extra energy. As shown in Fig.5, Fig.6, by increasing number of advanced nodes and  $\alpha$  stability period and the network life are increased. Throughput for  $\alpha = 3$  and  $m = 0.2$  is shown in Fig.7, in that it can be seen that data sent from CHs to the BS is also increased. It happens because of three level heterogeneity. So, it can be clearly seen that there are noticeable differences among the protocols in accordance with alive nodes, dead nodes and throughput. Throughput of DEEC is found to be better but redundant information is reduced in packets sent by EECHR.

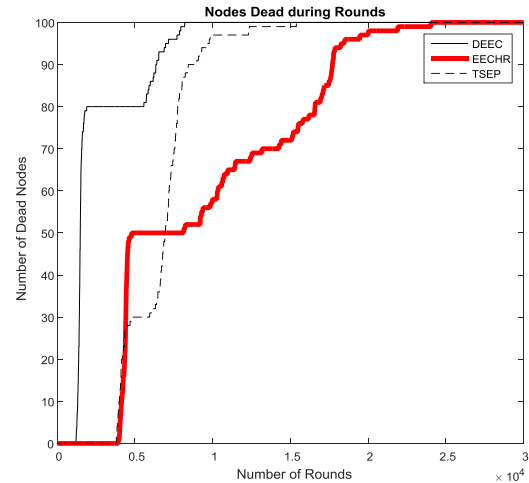


Figure 5 Number of dead nodes per round for  $\alpha = 3$  and  $m = 0.2$

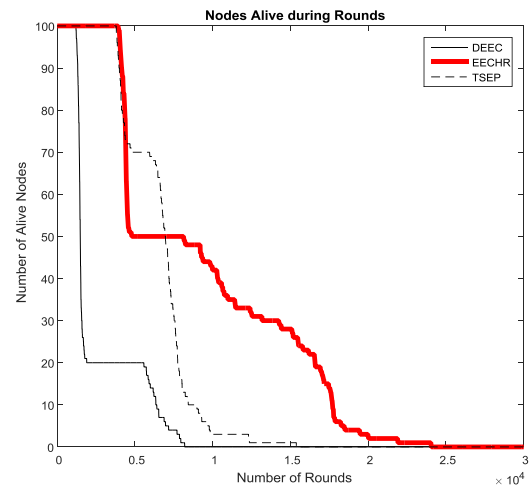


Figure 6 Number of alive nodes per round for  $\alpha = 3$  and  $m = 0.2$

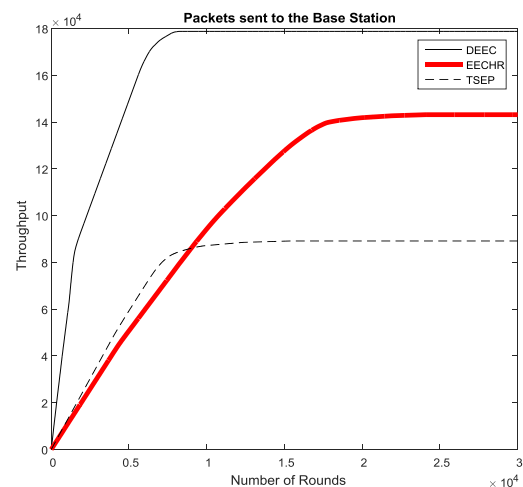


Figure 7 Packets sent from CHs to BS for  $\alpha = 3$  and  $m = 0.2$

By performing simulations in MATLAB, it is observed that:

- EECHR has enhanced stability period compared to all other protocols. This is shown in Fig.2, Fig.3 and Fig.5, Fig.6.
- The network life time for EECHR was increased as compared to others.
- Decrease and increase in number of dead and alive nodes respectively with increase in  $\alpha$  and  $m$ .
- Throughput is increased due to three level heterogeneity and there is decrease in throughput due to threshold sensitivity as can be observed in Fig.4 and Fig.7 respectively.

In Table 3., the number of rounds is more in TSEP than that of EECHR when % of dead nodes is 50% but the number of rounds becomes huge in EECHR when % of dead nodes is 100%. So, EECHR is a lot better than the existing techniques when  $\alpha = 3$  and  $m = 0.2$ .

**Table 3. Average lifetime of nodes in number of nodes for  $\alpha = 3$  and  $m = 0.2$**

% of dead nodes	Number of rounds		
	DEEC	TSEP	EECHR
1	1026	4011	4024
10	1028	4018	4027
50	1129	6387	4253
100	7957	15473	24983

## 5. CONCLUSIONS

In this paper EECHR, reactive routing protocol is proposed as nodes with three different levels of energies and node pairing. From the simulations results it is concluded that the proposed routing protocol is more energy efficient and hence there is enhancement in the sensor network lifetime, there are more alive nodes in the network if the results of TSEP and DEEC to the proposed protocol are compared. In the existing system transmission of data depends on current energy of nodes and distance between the nodes whereas TSEP algorithm works only on three different levels of energies. The sleeping algorithm improves lifetime of the network. Selection of CHs is based on threshold value which depends on three levels of heterogeneity and being a reactive routing network protocol causes increase in stability period and network life. As it can be seen from simulation results the throughput has increased

so much. In comparison with DEEC and TSEP it is concluded that the protocol will perform well for long time. In the future, by introducing intermediate nodes with this protocol there can be increase in levels of heterogeneity so that there can be further increase the network lifetime.

## 6. REFERENCES

- [1] Li Qing , Qingxin Zhu, Mingwen Wang, "Design of a distributed energy-efficient clustering algorithm for heterogeneous wireless sensor networks" Elsevier Publications February 2006.
- [2] T. N. Qureshi, N. Javaid, M. Malik, U. Qasim, Z. A. Khan, "On erformance Evaluation of Variants of DEEC in WSNs" Seventh International Conference on Broadband, Wireless Computing, Communication and Applications, 2012.
- [3] V. Mhatre, C. Rosenberg, D. Kofman, R. Mazumdar, N. Shroff, Design of surveillance sensor grids with a lifetime constraint, in: 1st European Workshop on Wireless Sensor Networks (EWSN), Berlin, January 2004.
- [4] W.R. Heinzelman, A.P. Chandrakasan, H. Balakrishnan, Energy efficient communication protocol for wireless microsensor networks, in: Proceedings of the 33rd Hawaii International Conference on System Sciences (HICSS-33), January 2000.
- [5] G. Smaragdakis, I. Matta, A. Bestavros, SEP: A Stable Election Protocol for clustered heterogeneous wireless sensor networks, in: Second International Workshop on Sensor and Actor Network Protocols and Applications (SANPA 2004), 2004.
- [6] A. Kashaf, N. Javaid, Z. A. Khan and I. A. Khan. TSEP: Threshold-sensitive Stable Election Protocol for WSNs, Cornell University Library, 2012.
- [7] C. Siva Ram Murthy and B.S Manoj, "Ad Hoc Wireless Networks Architectures and Protocols." Prentice Hall Communication Engineering and Emerging Technologies Series, 2004.
- [8] "An application-specific protocol architecture for wireless microsensor networks," IEEE Transactions on Wireless Communications, vol.1, no. 4, pp. 660670, October,2002.