

Reversible Image Processing using ‘Magical Triangle’

Mariyan Richard A.
Nitte Meenakshi Institute of
Technology

Lakshmi Narayan B.N.
Nitte Meenakshi Institute of
Technology

Prasad N. Hamsavath, PhD
Nitte Meenakshi Institute of
Technology

ABSTRACT

The original images were converted in to a reversible matrix values by discovery, the values of the pixels using payload technique. The payload is to calculate the pixels values on reversible data hiding, we converting the image pixels into a value. Generating the matrix form is converting an image using matrix algorithm. Data Embedding is used to converting the values in to a matrix pixels, if we give an input value then it form the matrix by using that input value. Thus, Combination of two results the reversible matrix form.

Keywords

Data embedded, reversible image hiding, data hiding.

1. INTRODUCTION

Data hiding techniques are very young and fast growing techniques in digital image processing.90% of the publications in the past six years are highly multi-disciplinary field in the combination of image and signal processing with copyright cryptographic, steganography and water marking. Data hiding techniques have tremendous interest from the industry and different government and military applications. The need for Data Hiding is imperative for digital images, authentication, fraud detection and cryptography. Data hiding can be grouped into three: lossless compression method, difference expansion (DE) method and histogram modification (HM) method.

Data Hiding is based on the ‘Magic triangle’ between capacity, invisibility and robustness. The ability to extract hidden information is only possible after certain operations.

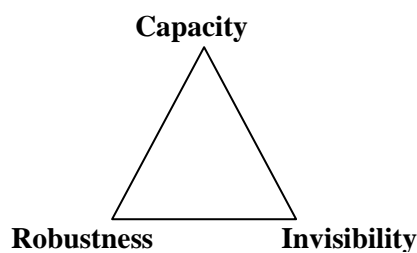


Fig.1 Properties of DH

The embedded information cannot be viewed except a secret key for the hidden images. The Data hiding technique provides highest security for personal, private, confidential data and to avoid any misused of data.

Data hiding is part of Reversible Data Hiding (RDH). These techniques are widely used for the recovery of original images without any distraction techniques from the hidden images. These techniques are used 0 or minimum histogram of an image. RDH is also called as looseness data embedding into digital images in a reversible manner. The RDH has different techniques proposed over years, one is LVS modification

technique, and histogram shift based, prediction error and vector pointization techniques. The data embedding process will usually help to prevent permanent loss of the digital images.

2. RELATED WORK

Lossless data embedding (LDE) technique by means of to improved the host compact disk not including any deformation subsequent to the extract. It is utilize the arithmetic average of difference histogram (AADH). In generalized statistical quantity histogram (GSQH) is to construct the spread out and underflow of impediment, withdrawal and Embedding of construction. In sender side the host image is send to GSQH subsequent to extracting it is departing to embedding region collection. The extracting come to an end income after its go's to subsidiary canal it's separated into two sides one is spread out and underflow impediment. One more is side in sequence the most recent footstep is the image will be embedding and extraction [1].

Reversible data embedding is reconstructing the innovative picture by means of payload technique. To residential the far above the ground capability on embedding significance on bits of condition on set of pixels. To using payload technique is capability restrictions. Illustration superiority is interior decoration related mechanism of reversibly embed information. The innovative image will be from top to bottom resorted on digital images [2].

The Block diagram of Reversible Data Hiding is shown below explains how the host images are embedded into secret data and then extracting as an original image at the receiver end.

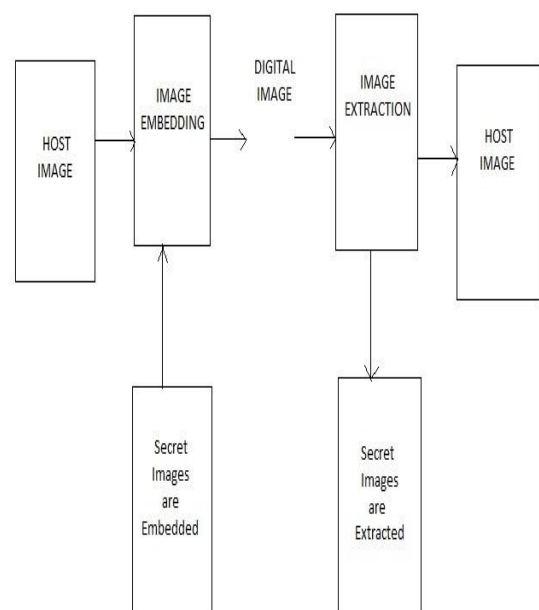


Fig.2 Reversible Data Hiding

3. DATA HIDING TECHNIQUES

The data hiding capability is extremely elevated in reversible watermarking algorithm has to be developed for color images. It is store in extract unique image after the procedure to be reversed. Most of all to keep away from the overflow and overflow, extra data the algorithm is color components to apply following it is separately to each color component is functional. The reversible component convert is color conversion is applying to substandard presentation of spatially algorithm. It is quadrangle based spatial embed would be satisfactory for most appliance of recursively across the color components [3].

Difference expansion (DE) is reformulated the makeover of well-organized pair. It is enables pre-estimating the embedding misrepresentation of a given pixel building block. The blocks are a smaller amount deformation can preferentially choose to implant information. It can be make available a great embedding charge in a particular embedding bypass. Embedding is applied a blocks of uninformed size in integer renovate. Payload is dependent position diagram which occupy a diminutive payload. It is measure up to by way of additional accessible schemes [4].

Reversible data embedding is allows to implant a comparatively lager quantity of records into an images in such way of unique images. There are establish into two techniques one is Sweden's Lifting system to second-hand on smallest amount considerable small piece level surface by means of the in sequence controlled will be the majority considerable bit planes. The LSB is approximation to calculation excellence which to a great extent improves the presentation of the process. One more is Tian's techniques is far above the ground maximal capability in manifold period. It is deformation near to the ground when embedding diminutive memorandum and without human intervention construct a sufficient capacity to embed the preferred payload [5].

The virtually all in progress data thrashing technique the host images is without doubt and enduringly indistinct by a number of little quantity of sound outstanding to data hiding. The palette imagery is come into view in stenography images is the same. The maximal capability of concealed in order is second-hand to influential tool to achieve a diversity of genuine point in time everyday jobs. The palette images are used to accumulate not to be disclosed minutes in health check images. It is assurance to come into view of stenography images is indistinguishable in color image the deformation to host image throughout data hiding [6].

The joint photographic experts group (JPEG) LS is based on pixel importance calculation is drop off the misrepresentation caused by hiding of the underground data. The reversible differentiation extension is greater than ever payload of images with helps of reversible underground data. The clandestine data hiding can be conveyed by a couple of pixels. Difference importance of two successive pixels and to put in one secret bit by customized. [8] The innovative images is extracted with difficulty opinion and bottom assortment is embedding base and JPEG-LS prognostic purpose is forecast miscalculation together are joint in unusual growth embedding scheme the data embedding procedure come to an end income stenography image embedded with be of assistance of secret data [7].

Reversible data hiding is an effective method to provide image authentication or copyright protection. Since it is reversible, the hidden data can be extracted and the recovery of the original image can be processed without any distortion.

Most of the methods result in distortion of the cover media in the process of inserting hidden data without having the ability to be able to retrieve the host medium once the message extraction occurs. But, the reversible recovery of cover media plays a vital role in applications such as medical imagery, enforcing law and other fine art fields. This paper presents a simple and effective data hiding scheme for medical imagery that is reversible. Experimental analysis shows that the proposed process is capable of providing a payload that is highly pure, resulting in no noticeable distortions. [9].

4. SYSTEM ARCHITECTURE

In RDH methods, a buffer can be made to accommodate the encrypted data provided it is compressible. However, their capacities are not high. Payloads of this method is low due to the limit on how much each block can carry is limited to one.

Here, the optimal role of data hiding will be found and RDH. This paper is an attempt to analyze the various techniques used in stenography and to identify areas where these techniques can be applied. Apart from this, the paper also highlighted above reversible data hiding for message extraction and image reconstruction. To evaluate the performance of RDH we have taken few metrics of the hiding rate and marked image quality are the important metrics.

5. ARCHITECTURE DIAGRAM

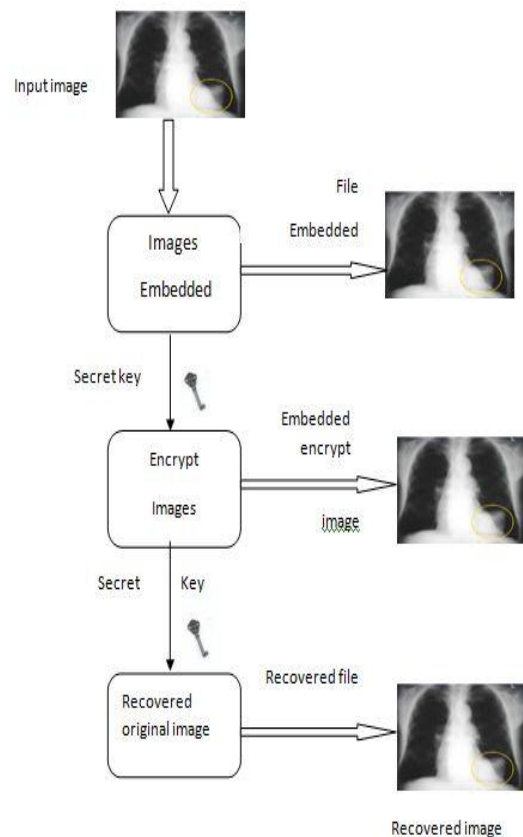


Fig.3 System Architecture

Fig.3 shows the proposed steps for the RDH system to find the predictive errors of the images. It is classified into calculative prediction error 3x3 with 10 pixel points. When histogram shifting is applied the input image is converted into embedded image and saved as embedded. The encrypted image can be viewed using a secret key for the conversion of encrypted image into original recovered image [10].

The RDH technique introduces distortion. The distortion is reduced by predictive error value of images by histogram shifting algorithm. It will also increase the quality of embedded images and pay-load. Histogram modification mechanism can be implemented as a difference between sub-sampled images and prediction error of the host pixels. There are several other effective prediction approaches that have found to improve the performance of reversible data hiding. Here, the pay-load is usually in the form of binary sequences and each block can only carry one bit at a time. The payload option provides the fragile image authentication [11].

The embedded images that have gone through data embedding are obtained along with their respective error values. The data extraction process is the reverse data embedding process, and the encrypted is extracted from the encrypted image in the reverse order using the AES (Advanced Encryption Standard). After that the original image is extracted by using glow fish algorithm. The same process can be applied for videos and digital images for the successful image Recovery.

6. FUTURE ENHANCEMENT

The proposed model can be further enhanced by following certain provisions. The MLSB technique is applicable post embedding when there is a need to retain the pixelated image to as close to the original as possible. It could also be of use in the networking where exchange of keys happens through a secure channel. Lastly, in order to eliminate any distortion produced by the two keys in reversible data hiding, a superior 3 key process could be followed to help attain a higher quality image.

7. CONCLUSION

Reversible data hiding method is demonstrated using Magic triangular Matrix Algorithm. These work demonstrated the data encryption with reversible data hiding images. There are two main process used for data encryption AES and glow fish algorithms. Also, the proposed system highlights about digital images and moving pictures. A receiver can decrypt an encrypted image with embedded data using an encryption key. The decrypted image is similar to its original reference. With respect to a data hiding key, the spatial correlation in natural images can be accurately extracted and yet still be able to recover the original image for the given encrypted image. To ensure precise data is extracted and recovered, the process might allow the block length to be a higher value. In addition, error correction mechanism can be introduced before data hiding to help secure the additional data at the cost of payload reduction.

[12]

8. REFERENCES

- [1] Xinpeng Zhang, "Reversible Data Hiding With Optimal Value Transfer", "IEEE trans on multimedia, vol. 15, no. 2, Feb. 2013.
- [2] Xinbo Gao, Lingling An, Yuan Yuan, Dacheng Tao and Xuelong Li, "Lossless Data Embedding Using Generalized Statistical Quantity Histogram", IEEE trans on circuits and systems for video technology, vol. 21, no. 8, aug 2011.
- [3] J. Tian, "Reversible data embedding using a difference expansion," IEEE Trans. Circuits Syst. Video Technol., vol. 13, no. 8, pp. 890–896, Aug. 2003.
- [4] A. M. Alattar, "Reversible watermark using the difference expansion of a generalized integer transform," IEEE Trans. Image Process., vol. 13, no. 8, pp. 1147–1156, Aug. 2004.
- [5] X. Wang, X. Li, B. Yang, and Z. Guo, "Efficient generalized integer transform for reversible watermarking," IEEE Signal Process. Lett., vol. 17, no. 6, pp. 567–570, 2010.
- [6] L. Kamstra and H. J. A. M. Heijmans, "Reversible data embedding into images using wavelet techniques and sorting," IEEE Trans. Image Process., vol. 14, no. 12, pp. 2082–2090, Dec. 2005.
- [7] Liu Hongmei, Zhang Zhefen, Huang Jiwu, Huang Xialing, Yun.Q. Shi, "A High Capacity Distortion-free Data Hiding Algorithm for Palette Image", IEEE 0-7803-7761-3/1031f17.00 0 2003.
- [8] H.-C. Wu, C.-C. Lee, C.-S. Tsai, Y.-P. Chu, and H.-R. Chen, "A high capacity reversible data hiding scheme with edge prediction and difference expansion," J. Syst. Softw., vol. 82, pp. 1966–1973, 2009
- [9] M. Fallahpour, D. Megias and M. Ghanbari, "High Capacity Reversible Data Hiding in Medical images", IEEE 978-1-4244-5654-3/09/\$26.00 ©2009
- [10] J. Fridrich, M. Goljan, and R. Du, "Lossless data embedding for all image formats," in Proc. Security and Watermarking of Multimedia Contents IV, Proc. SPIE, 2002, vol. 4675, pp. 572–583.
- [11] D.M. Thodi and J. J. Rodriguez, "Expansion embedding techniques for reversible watermarking," IEEE Trans. Image Process., vol. 16, no. 3, pp. 721–730, Mar. 2007.