

# High-Accuracy Serial Pattern Detection System with Optimized Annealing

Aykut Zongur

Project Office Directorate  
State Ministry  
Ankara, Turkey

## ABSTRACT

The main objective of this working is to bring a novel resolution for the quadrilateral pattern fixing problem providing endless advantages to that including the capture of the strings on license areas at the all sorts of time zones in the all assorted states of ambience conditions involving foggy, snowy and darkness forms. Blender system of our techniques applied a well-recognizing differentiation of the numbers and the letters; thereof such like "Figures" are not intermingled with "Characters". This is a great advantage particularly in the check-in/out-systems where there is only a petty error-tolerance as the scenery pass once in a snapshot time though. Auto-detection system can be installed/deployed to mission-critical-places in the each and every highway by up linking to an in/external-database file also. The system became effective towards licence-registration, in traffic control-points either in protecting the paints at the checkpoints as the fine-cutter or as an all round recognizer for fully-automated check-outs.

## General Terms

Pattern Recognition, Graphics & Imaging, Data & Info Systems

## Keywords

Nonparametric Estimation, Feature Extraction, Filtering, Global Maximization, Local Minimization.

## 1. INTRODUCTION

As the frame licences detections and captures are based on the analytical-planes, there is no need left to sensors or no to any other supplementary-devices even. More than one frames are indispensable to trilateral correspondence analyzes for greater accuracies and for sharp-precisions. Feed forward-charged premonition-capacity compare and contrast the information in the repertory with the info in the external-databases. The inter-connectional forms of these which are linked up with a complementary adjunct exterior-imagers, such as the auxiliary radar or such like the others, are found inscribed in two-dimensions. For further detailed-analyzes, video-control events with direct-indexing to indexed-images are either indexed in live or in form of high-pass basebands. The index-tables that are interlinked-with the images-lists are sought in license-databases and the detections for those are automated with a bundled set of video records. Wiring-scheme with outer-networks are into the play for the capture of an unlicensed or the stolen-items. High-percentage detections are adapted to all kinds of adverse-conditions. Fast-projection of newly adapted-templates are templated to the all other area sorts. Compatibility and reliability are the two main x-factors of our system as for the duality-criterion of there. As there are over billions of numbered-plates on all around the world roads, another form of fixing is estimated. Each vehicle have a unique-key for them to be identified by the primary-identifiers as their labels. There exists an original identification serial code each assigned to apiece licence numbers just as they are

called as the id of what have been in force for the last few ages at least. They exist for a full identification of all the license numbers right after an outer-join of them to the world traffic flow with the immediate direct numbering system. All of the worldwide-traffic must have the license-inscription that have been written in the licence plates for the most of the passing time. One general commonality is placed in the backside of the hatch that they are most generally mounted on the front and rear of the auto. Any plate with hardly illegible or improperly demounted are even lay over an invisible surface must be immediately detected right before too much proceeding on the road or much crossing over the passage [1].

In the phases of preprocessing, both the classification and clustering of the locked-traffic loads are managed by a computerized management system. In other words, data for the 2 way-traffic in highways of the world roads come at any time and at any place from the peripherals before passing to process the tasks that turned out to come and go easy. It became unnecessary to encircle the number of the license plate's characters whose foremost importance comes from the identification of the surfaces while trying to catch-up the surface-properties that are handled by the intercessor computer units. We suppose the traffic-safety is directly related-with that sort of analyzes. That analysis would like to have such kind of a system that exactly forecasts the state of affairs before handling too much information about the characters with each are read from the rear-sides of the hatch over the motorways. They can take us inside or they can take us outside of the park even when we are upside inside of the road. With the recording of each input/output duo in the parking, the system could foretell the labeling for there whether it is inside or whether it is outside. The key point for our system was to enabling the detect and control system in an automatical way without requiring much manpower, and neither any man-labour were required in any one hand of the court.

A one general automatical-detection for licence-plate's of here is nothing but it is an automation work for the processing of process collections. Automatic locationing of the license plates also eliminates the need for a manual-typesetting of each plate characters by typing manually one-by-one and interrelate the detected with the ones in the file-disks of computer-systems. When doing these recognitions, the system for the plate-detections also sees the need about the computerization of the full-automatic detection of the plate dishes and the automation for the detection of the entire series of entries. Strictly writing, our detection system consists of locating the plate numbers on the integrated-patterns of the connected-components that make the readings along by there. Gauge of our system in ASCII-counterparts rather than in license numbers is all for making the system processing run in certain extent while carrying it out nearly at full capacity.

While detecting the basic abbreviated plate licenses in different aliases, the synonyms for the automatic detection is passing under other names with the post-conditions of annotations. The most passed-words in the existence of the past works are here by this way. The other variational-expressions for the instances of detection systems are: the reading of the licensed numbers –the detections that are with the same name in detection of licences - as the number plate license detections, the detection for the tetragon licence plates, the reading for the code serial numbers, the registration-number identification, automatic number-reading like self-winding reading of the registered plate numbers, in such an auto-detector for the license symbols by way of detecting the licensed plates and the detection of the character numbers are some of the figurative models that constitute exemplary normatives so as to our renovative work in context of feature models.

## 2. PREVIOUS WORK

The acknowledgement semaphore for the detection of the licence numbers is made in the same way with the automatic-detection for the recognition of characters in one-by-one style. Our detection and locationing way for the alphanumerical characters on the plates of licenses pass with our new methodology that is principally settled-on the computer-systems allowing us to computerize the semi-automatical-reading for the registration-numbers of the quadrangles (the other name of the licensed-numbers) from the disks of the computers. Automatical-reading of the registration codes aggregate to one common form under one collective systemwork [2]. However our way to detect the plates is in special form of character-recognition technology, while today's technology of char-fixing work does in fact exist for the fixing of textual forms of our imprints as an utility in forming the standard work-template to our design formwork with rich-content.

Automatical character detection is the special design for an automation of a well-quality reader for the licence plate of autos. Our automatic number estimation work is offered both in manual and in automatical-mode of detection with the dual-clutch locationing framework-systems [3, 4].

The computer-aided management systems are managed with the alphanumeric character detection works for the automatical transmissions of license plate numbers. These detected numbers would become available ever since that quadrangle surroundings which are on-motion while getting read with the anonymously-maintained accuracy of fractional-transmission [5]. Our system framework will run over the 2 different mode of alternatives with each one different from other and each from the past. Each one of them have disparate characteristic properties with either two are covered in "manual mode" and also in "automatic-mode". Along with the design of our shell-technology for the recognition of every other licence plates [6], it could be designed and manufactured for the all sorts of surface-elements. Moreover to these, our figures are specially-partitioned to the chars and to the all in all strings that we have captured in addition to the segmentation of each alpha-element among the licence-numbered surfaces [7].

## 3. DESIGNWORKS

This article is in cruise mode on where we outline the course of the ongoing process routes that start from the raw inbound input format until finding the last end of the generated output. This applicable setting management generalize the whole details of every single step in our system-program and

explicate on how the system life-cycle continues to its life for attaining right outcomes over various mechanisms. Parametric solution procedures covers all the elements and the instruments that're actively participated in our demonstrations and will take the lead for giving a better understanding on how this system programs start running from the very early starts of getting the input images up to the break down into a three-phase action plan. These so-called actions are the extraction of area region, pattern stripping and the detection of the characters in the quest for final estimation turnout [8]. At this period of time, the instructions will be told by the file directory. That's what is first displayed at the prompted loading of the saved files. Desired images was to search, find and fetch the file(s) at the last round of the procedure-chains and whenever the fetch-process is completed soon, the files are reloaded as soon as they are getting processed by our solver functions which are lined in processing-line for the destination files. Lines of files are also loaded to our system in the selected place and in the selected time. Designwork is getting prepared to future processing for further analyzing. Our design scheme is preparing also a one groundwork for the future post-processing.

### 3.1 Illumination for the dark ambiences

$$E = \frac{1}{r^2} I \cos \theta \quad (1)$$

where  $I$  is the radiant-intensity of source,  $\theta$  is the surface obliquity relative to the light, and  $r$  is reboundary distance.

The illumination here is the lighting that locally provided by one or more light sources from the spot lights globally. This is the only direct way for an illumination.

Direct lighting is directly getting the rebounded lights from the light sources and travels in each and every direct way onto the illuminated characters (whether on 2D or 3D surfaces). With only the direct illumination alone, each light source's contribution is added upon the calculation of the local lighting effect in any given illuminatus.

$$R = \frac{L(\omega_r)}{E} = \frac{L(\omega_r) r^2}{I \cos \theta} \quad (2)$$

where  $\omega$  is direction,  $R$  is the ideal reflectance,  $L$  is a Lambertian reflection and the reflected radiance is  $L(\omega_r)$ .

The spotlights illuminate the plates over the stages. A spotlighting is shining on the plate numbers directly. The received amount of light depends on the overall intensity of the light, and also on the geometry too. The overall intensity changes as the luminaires changes with the strong directional principles. Geometry is the extra factor that has the strongest effect on the plate surfaces with the amount of light arriving to the license characters. They are surfacing with the collective manner of radiation and with the reflectance on the surface checkpoints for there than it was once before and is distinct from the brightest lights on the way it passes through is named as a shading.

$$R_p = \frac{L_p(\omega_r) r^2}{I \cos \theta_p} \quad (3)$$

where  $R_p$  is number plate reflectance, and the  $L_p(\omega_r)$  is license plate's reflected radiance.

$$\text{Reflectance Standard} = \frac{R}{R_p} \quad (4)$$

### 3.2 Quadrilateral Area Extraction Works

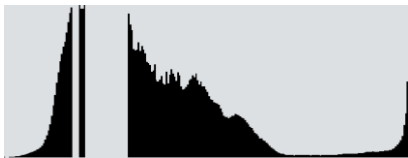
Afterwards the image had been reloaded, the rehearsal have once again made a new start to the 1<sup>st</sup>-Leg of the system-in-general as much as it is namely passing namely as on top of it. As prespecified here before, the 1<sup>st</sup>-Phase in this article is the goal for the extraction and the quad-region clipping of the areas without much carrying away the other frame elements. The 1<sup>st</sup>-Phases are formed from these processes that consists of one filtering, one convolution, and an even one more cropping and striping streak that we are to get by the sub-threads of our general process. The sequential-stripes are serially getting through our system that is developed from in-serial progression [9]



**Fig 1: The 2-shots that snapped-in even through the darkest nights**

#### 3.2.1 Filtering work

As our other sub-thread is inlined to run for an other iso-value, the frames for iso-surfaces are having get binarized by filtering-process once they are only made from the W&B pixels of the images. The contours of geometrical-structures have gone-through an inter-median filtering for smoothening. Such wider-ranges of smoothing enlances the breakers of narrow crossing-edges with the edge-thinners of clippers as it is taken by our own initiative [10].



**Fig 2: Adjustable Thresholding**

$$Equatex(x, y, z) = \sum_{k=1}^N \sum_{j=1}^N \sum_{i=1}^N N x E(x + i, y + j, z + k) \quad (5)$$

The filtering works is decided upon the writer functions by breaking the narrow-crossings off, and by clipping the thin-protrusions of all the images with a one [a b c] tri-variate parametrization that does indirectly depend on the intensity-levels. The higher-valued the parameters are, the sharper filtering is levelled from then on. That would be in a more smoothened condition than ever, even after the filtering is enabled and processed. The more cleaner the medium is, the more smoothened the ambience becomes.

#### 3.2.2 Convolution work

As to our other process, convolution is specially-applied to any one of our frames after an operator was in-process. So as this will bright-up the edges of any given images, convolution-process will run the test script digit-by-digit with each and every characters on the quad-zone are to make there much brighter than the prior status of that in these trials meanwhile string edges were in-progress.

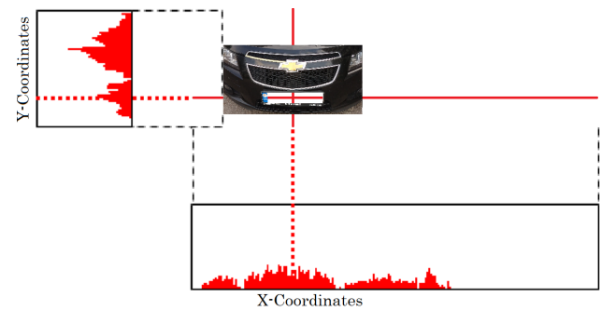
$$H_{ijk} = 1/(2\pi)^{3/2} \sigma^2 \cdot e^{-((i-k)2+(j-k)2+(i-j)2)/2\sigma^2} \quad (6)$$

$$R_{xyz} = \sum H_{i-x, j-y, z-k} F_{x,y,z} \quad (7)$$

Here our convolving-work is there with getting the triple-double parameter by the values of the above formulas. This will convolve the double-images in a more and more brightening way as the edges of each character are clipped-off from the related regions of quad-areal surface by there.

#### 3.2.3 Related-Region Clip work

At leastwise, the process of quad-areal clippers is experienced in the 1<sup>st</sup> Leg of our detector system. This is the process for a mid-range identification of images while extracting out the square-areas from there to determine if the process model have completely driven-through or not. Image-cropping is the special way to concentrate on the mid-part of the photos for cropping out the cross-axes of plating-pixels by applying our functions over there.



**Fig 3: Dual-Coordinates of the extracted area of interest**

Here this solution process is special for running the clipping procedures. Owing right to these factors, this will identify and relocate the real-locations of the areas by selecting all the related quarters that have got pixel count greater than the predefined limit 100, where the higher ones from there is marked-up with the point-exit to quad-parcels as the x-conditions for our parcelization. Excess limits and surplus-limiter were delimited by us formerly.

#### 3.2.4 Striping Procedural work

Afterward the areal-parcels have been identified and clipped by the former-processes of ours, the one last and perhaps the most striking part of our system for here we're staging is the validation that followed by an unexemplified striping-process at all. This is the most critical section that we have ever been faced within the processes since the outcome was going to be produced due these factors. It is wholly constrained to the functional-procedures by being responsible from the running of the processing-streaks which are found at the files in the disks. This process will come out with having the most effective strike for both the accuracy and the effectiveness in the whole process of the trials.

Striping processes is our special-designs of here where the functions are used in blendering the whole images excluding the quadregional white/black-pixels. It is rasterlined by rastering the image horizons and then the projection was lined-in vertical axes asides them.

This striping procedures have its own difficulties and the hardness levels that fell in front of us. By encoding the image with these code-works, this will horizontally raster the image and make the reading of the pixels in vertical lines. The functions are detecting these streak lines that lies in the delimited intervals while reckoning the number of pixels in-between the counted white-pixel on this range (this time in particular-intervals), the pixelated-areas will all be striped by

white coloured-elements. These are the identifier-descriptors for the tests of there quarters since the areas would be left in whites. Otherwise, if the number of W-pixel numbers are in-range of a narrowed-intervals, the areas will be streaked with B-color pixels then. After all these processes, at the first-leg of this process would be regenerated as the reformed state of that extraction.

### 3.3 Character Estimation Works

The 2<sup>nd</sup>-Leg for the testimonial of our system is the streaker for all of the characters at here. The target of this phase is stripping the each one character that bounding to the boundary-boxes when compared to the char at the disks for more than one time and in more than one level. In running these phases, all chars that ranging in 3-to-9 areal intervals are scribed in the one previous-process at the first-leg that tested with such kind of specific procedure in an automatical-way for our function division of each one-by-one screening-out of each one single-char. 2-major actions that're taken underway in this leg is briefly stated as the key events that passing for there.



Fig 4: Stripped strings into stripes

#### 3.3.1 Character Striping work

The initial setup of all the streaking chars' way passes from running of the character-striping function, where the function is reclining to the striping-technic for the one in the 1<sup>st</sup>-leg. The work is more-special than the others as it is the only way for analyzing the chars in a total manner of lining-up with none of them amounts to a one in all. All is for the exact estimations from the extracted chars.

The listing sets off with the one-by-one analyze of all the characters aside by hovering from one to other the horizontal-directions. When it comes to the first-char of the white pixels (0's), the counter will count on the character number after starting the analyzer from the first initial-point of the white's and stop when the analyzer is terminated in the final of the white pixels. Until it finds the black-pixels with the relevant conditionals; it will be the same for black pixels (1's). We have changed the values to 1's unless finding the white-pixel area by the conditionals of our for here. After every other single character is analyzed with our functions, the strings will be enrolled and temporary are hold before next passing up to boxing out the rectangles right after to that.




Fig 5: Striptease of the estimates

#### 3.3.2 Localizations

Extractions with localizations are the 2-final processes at the 2<sup>nd</sup>-one leg for the functions to extract the each one of the chars, and replacing them into boundary-boxes and display of them in the interfaces at the character stripes of equi-distant

strings and unit-boxes at the each of the relevant-recursive convolution against correlation.

$$\text{Equalizer}(x, y, z) = \frac{1}{\sum_{j=1}^N \sum_{i=1}^N \sum_{k=1}^N 1} \sum_{j=1}^N \sum_{i=1}^N \sum_{k=1}^N N x E(x + i, y + j, z + k) \quad (8)$$

### 3.4 Character Recognition Works

At this phase of the work as no more the one in the middle , each char will be fixed up as the stripped-characters on all the way down the character-store at the database of our disks. In the closure of the main, there are other methods, one for matching the templates and the other for cross-correlating the functions. Standard-templates of match-ups and cross-correlation functions are running parallel in the course of rebuilding-times for a such auto-control.

$$\text{auto-control} = \frac{\sum_{i=0}^{N-1} (x_i - x) \cdot (y_i - y) \cdot (z_i - z)}{\sqrt{\sum_{i=0}^{N-1} (x_i - x)^2 \sum_{j=0}^{N-1} (y_j - y)^2 \sum_{k=0}^{N-1} (z_k - z)^2}} \quad (9)$$

The figurative listings for the templated-functional matchings are followed up by the auto-correlation tests. Auto-crossing is one of the few necessities when processing the correlation-analyze filters at where they pass as the templates for there. This match-up's process is turning out to the comparator of the characters for an one-on-one correspondence that would be brought up in the compare and contrast duos with the all of them are on the source disks. That one size of each two-character is fixed up to: 84 x 48 and the interwork exchanges for the in/out-bounds of the stripped-characters over all of the template character's and will ultimately select the highest total-no of white-pixel resemblances as the final returnables that returned from the process-end. When A is compared with the char-A at the disks, the maximum-likelihood closeness that found within the white pixels is the highest among all the char's inside the terminal. A is an other example of the templated match-up for the streaked-characters in a row and as the char-sequences for the string feters in full.

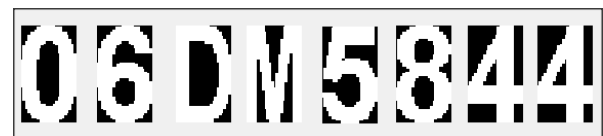


Fig 6: Characteristic Estimation

As some characters might very much resemble to each other one, too much errors might be taken when recognizing the characters. The intermingled-characters that highly-crossed across are the B and 8, Z and 2, S and 5, O and 0 ext. so on. But with the character-fusion for there, we applied our character-detector functions in the tests right out there at all. Char-recognition ratios is the maximum possible of all-time high with the minimum possible errors with the all-time low in the mean time.

#### 3.4.1 Sketching-Up the Outputs

After the processing of all inter-products from the 1<sup>st</sup>-initial phase in overall, the final-end have been rebuilt in our way for getting control of the figures to ourself and in which way it could be done to compare the all result-sets with the original-ones till to the postprocessing stage for the final-leg of our

system. The detected-contours are not matched-up on local-scale only but also have the matched full-ordering on the global-scale too for the contour-point lines as somehow like in our exemplary-dynamism [11].



Fig 7: Standard detection of estimates

#### 4. OPTIMIZED MLPN RECOGNITION

$$Pattern = \frac{1}{2N} \sum_{i=1}^N [d(i) - F(x(i); w)]^2 \quad (10)$$

where  $[x(i), d(i)]_{i=1}^N$  are the template match-up's,  $F(x(i); w)$  is an approximating solution by the multilayer-perceptron,  $d(i)$  is the detector function,  $w$  is the vector of candidate-solutions for a multi-tier serialization in some certain order. Whence the  $w$  is expanded as follows:

$$\Delta w = [H + \lambda I]^{-1} g \quad (11)$$

where  $H$  is the Hessian,  $g$  is the gradient as predicted.

And 2<sup>nd</sup>-order information of Hessian-curvature and the gradient for multilayer perceptron models are like the way we regulate them in the following orders:

$$g(w) = -\frac{1}{N} \sum_{i=1}^N [d(i) - F(x(i); w)] \frac{\partial F(x(i); w)}{\partial w} \quad (12)$$

$$H(w) = \frac{1}{N} \sum_{i=1}^N \left[ \frac{\partial F(x(i); w)}{\partial w} \right] \left[ \frac{\partial F(x(i); w)}{\partial w} \right]^T \quad (13)$$

The overall-ratings of the detection is improved a lot with an increasingly up-to-dated estimates. The estimates are consistently kept updated for an enhanced system evaluation with a high-recognizer. The optimality might be the cutting edge of the period as this possibly cuts the edges over the first-order lightweight in high-octane ways. Our method is an incremental-optimizer for the 2<sup>nd</sup> and the 3<sup>rd</sup> phases of our designwork that capacitate us a facility-like capability for our era. We outperform the past ones with wide difference by far and leave them at the past. Our technic is so advanced that is unmatched by others.

$$\hat{w}(n+1) = \hat{w}(n) - \frac{1}{n} H^{-1} g(x(n+1), d(n+1); \hat{w}(n)) \quad (14)$$

Global-optimization becomes high-prolific with local-optimization alongside it. This is attained by getting the problem optimized in both-hands of the area-of-intended surfaces where we make the optimization on and searching the best of option in most optimal way. We optimally find its best in the on-going direction axes. We're in search of the optimality amongst the optimal options of all. We're not only finding the maxima's that found in the locals, but we are also fetching the maximums in the global-scale too. The

optimization we do isn't taking place only in the locale-extent but also done on the global-wide mesh while seeking for an one general-optimum solution in overall.

We are making our optimization in our way with the target-functions that are destined to maximize the values around the high-end points that we are searching for the optimal solution. The solutions that found at there are both locally-optimized and are also globally optimum by the help of our optimization target-functions. Our optimizations are made globally in any optimum-way with having the local-maximas in it also. This is what we make for the best out of multiple-series of triple-double checks on both local and global-scales over the whole area. We don't optimize only the possible best local optimal values locally but we also make the optimization processing for the optimum-values for finding them in global-caliber way either. The surface locals at large scale is sought for the possible global optimum points globally at all (a common-rail structuring that come through some certain sorts of interpolations). We deal with each and every key values by rebuilding a low-dimensional modelling that 1) Conservation of isometry is restored for the range-mapping simulations in optimal computational-terms, 2) Dual-optimization problems are made extensive for the duality of variational equations. We're looking for the futurity of this optimized geometry for making a lightweight computation model that reciprocates to an explicit advancement in reforming the shape model from the alphanumeric shape-alternating duo and even further.

Before realizing our final tests of analyzes and syntheses for the system life-cycle trials [12], the systematization is tested to get the original-square of figures in each frame-sequences we have conducted by interlinking to an intra-passe filter for our system-paradigms [13]. The workflow process is electrified in the following order: 1. Quadrilateral extraction, 2. Estimation of the patterns, 3. Optimal character-based detection, respectively.

#### 5. UNIT TESTS

As for the main target of our studies, we proffered a new art of technology for the complete zone detection system in lieu of the today's one that we are planning to replace with. Our this goal is majorly achieved by our newly-implemented general detection program which has been done for the experiments in each major phases we pass over starting from the initial-extraction phases and to the far end of the detection phase with the inclusion of all the major processes at that mean also. Therefore our 1<sup>st</sup> study of here has reached to our final destination to the targeted-collections of each unit tests in our system, successively.

The trailer for the here our studies were to collect all set of photos and to test the accuracy of our system-in-general when it comes to trying out the licence area-codes. Running these could get complicated at the coverage zones for the disclosure of the auto-winding captures.

As much as nearly about ~17 photo-set of code strip series were taken as the premier of our study. All test-scenarios in the system were tested-out for the whole phases of overall accuracy testings. Places have been ordered for the full test case-scenarios in the testworks.

The results of our recreated-procedures bring about principles that doesn't match-up lot with the beneficial post-effects nor much significant large-scale improvement is made on the qualified-estimations for the codes of functional release in the early stages of our implementation. Procedural qualifying becomes true.

We have added our own specifications with the highest possible maximum accuracy in testing out the quad-area code detection. This redesign of our proprietary solver for the problem is involved in the all phases of our experimented-results. As the photo-sets for all our trials are manually formed by hand, this has been tested-with the candidate solutions-in-effect for the measurement of the accuracies and the effectiveness of the system by the properly-extracted areas of interest. By then all the other targets could be expressed in a way like all of them have been achieved in that interim. The training set is revealed with the facts that prior to our test sets of timing gauges.



**Fig 8: Inbound outgoings are taken in an unprocessed manner**

- (a) Auto-control just before the preprocessing
- (b) Preprocessing is undergone an adaptation from the rear

In the evaluations on how much achievement has been made in reaching to the hits of our studies would be need to check-in the listed-checkpoints we have got already. Execution for our concepts of the symbol-fixing work was previously-planned as like in the early phases at our intentional designwork from the readings on ready.

Collections of the source-photos for the licence zone areas and the accuracy ratio of serial code numbers according to the license plate numbers are all trailing in backward manner from the rear of the hatchback. Trials out of our experimental-comparisons are the integral part of the designed-chain of our algorithms in 3-phase design.

For the accomplishment and the success of our catch-up's, the completion-rates for the trials of our praxis is the ratio of the right output data over the given input data that is then divided by the percentage for finding a significant number according to the performance utilization for that.

*Successful Percentage (%) of the Operation =*

$$\frac{\text{Number of Extraction/Estimation/Detection Output:}}{10 \text{ (Number of alphanumeric strings)}}$$

With these calculations, the number for the precision and the percentage of accuracy at the every phase of the processes could achieve the ultimate possible result in the below tables.

The general comparative checklists for the detailed result analysis of the entries are to be represented in-tabular format just as looked like in the tables ahead.

**Table 1: Overall Hit Rate of 2-phasor distinct estimations**

Process Check Parity	# Hits	Hit-Rate
Estimation in Extraction	95/102	93,00%
Estimation in Recognition	99/103	96,00%

The axial destination for our articulated design lies on the redesign of what we have attained up to this point by the extent of our main study and in the extension of what we would demonstrate with these attainments ultimately. The destination for the studies require us to gauge in each level of phases with none of the past works have been excluded in no way. This is managed with the each one of our in-list interested tasking and then fixed these up to that executive program in the frame of our planwork there.



**Fig 9: Gradual elaboration workflow chart for our plan**

**Table 2: System Program results in-succession**

2-Phase Action Plan	Hits vs. Misses	Percentage Of Accuracy
Extraction of Areal Detection as the Visa Result	97/102	95,00%
Exact Detection of Characters as the Final Result	99/102	97,00%

## 6. CONCLUSIONS

The major decision on our methodology was mainly based on the turning-points of the cornerstones that we turned out to the total fusion in a one complete fashion. In the whole-integration of our study, the gauge is varying with incidences from the beginning to the very far end of it. Upfront from the early-days of our study, the work was indited from there in our own style. It is also opened to the generalization for to make it in the calibre of industry-levels in an extended-contexts, and more improvements were done to prove that the findings are accurate. This section is the close out in the course of our general-appliance and right through the self-service of our accomplishments ever since that design phases we have started from the points we have getting them into service until recently. The work-chain is in a such capacious way like greatly progressed from the robustness perspectives. Finally we also aimed testing the experiments with the evaluative meterings for our proposed-solution methods. We have demonstrated the achievements of our final study with the initial targets of a real data that have been long tested out. When compared to our offered algorithms along with the existent ones of today's, it was some time ago in the past when this first arise as an alternative to our general work-specifications long before we have already tried out the

options in many combinations and variations. However, the very early rivals remain low-rate especially prior to the practice of our new unique serving-redesigns particularly alike this scale of study. Experiments were successfully tested out with the full-chain of technics that were created in the perusal phases of our work and the effectiveness of the recreated-way were also enabled to measure the propriety evaluations of each other references over the two normative analyzes for the exact results.

In the future works, we could further advance the point where we are by taking the work higher in simulation aspects. Our new models could be performed in real-time realization. The remodels are going to be open to real-time concurrency with real-time simulations in live. We will move forward our work as a feature-driven processing in the next level of staging. There are a number of exit points for future work, including extensive accelerations to run on real-time ambiences and recreating an highest-optimized way for the assessment and comparative evaluations of model simulation actions. We could extend the advancement in more detailed ways. We expect future drives for higher multi-resolution building realizers by identifying the limitations of existing ones for real data is a hard problem such as noise and misalignment can be excluded. We would make simulations of concurrent truth and emulate our model from different concurrencies either

## **7. REFERENCES**

- [1] J. Wang. "Segmentation of merged characters by neural networks and shortest-path", Symposium on Applied Computing, Indianapolis, USA, 1993.
- [2] D. McClure. "Statistical methods for tomographic image reconstruction", Bulletin Int. Statistical Institute, 1987.
- [3] F. Canny. "A computational approach to edge detection", IEEE Trans. Pattern Analysis and Machine Intelligence, vol. 8, pp. 679-698, 1986.
- [4] K. Fukunaga. "Introduction to statistical pattern recognition", Academic Press, San Diego, USA, 1990.
- [5] P. Fua. "Articulated soft objects for multi-view shape and motion capture", IEEE Trans. Pattern Analysis and Machine Intelligence, 2003.
- [6] V. Shapiro, V. Velichkov. "Adaptive License Plate Image Extraction", International Conference Computer Systems and Technologies, Bulgaria, 2004.
- [7] Y. Zhang. "New Algorithm for Character Segmentation of License Plate", Intelligent Vehicles Symposium, IEEE, 2003.
- [8] C. Bishop. "Neural networks for pattern recognition", Oxford Univ. Press Inc., NY, 1995.
- [9] D. Hogg. "Learning flexible models from image sequences", ECCV, 1994.
- [10] H. Hontani, T. Koga. "Character extraction method without prior knowledge on size and information", Proceedings of the IVEC, pp. 67-72, 2001.
- [11] F. Oliveira. "Algorithm of dynamic programming for optimization of the global matching between two contours defined by ordered points", Computer Modeling in Eng. and Sciences, 2008.
- [12] J. Blinn. "Models of light reflection for computer synthesized pictures", SIGGRAPH, 1977.
- [13] S. Kirkpatrick, C. D., Gelatt, M. Vecchi. "Optimization by simulated annealing", Science, vol. 220, pp. 671-680, 1983.