

Characterization of Randomized External Source Output Map Reduce Expressions

Ravi Prakash G.

Shri Dharmasthala Manjunatheswara College of
Engineering and Technology
Dhavalagiri, Dharwad 580 002

Kiran M.

Research Scholar
School of Computing & Information Technology
Reva University, Yelahanka,
Bangalore - 560064

ABSTRACT

An intention of MapReduce Sets for External Source Output expressions analysis has to suggest criteria how External Source Output expressions in External Source Output data can be defined in a meaningful way and how they should be compared. Similitude based MapReduce Sets for External Source Output Expression Analysis and MapReduce Sets for Assignment is expected to adhere to fundamental principles of the scientific External Source Output process that are expressiveness of External Source Output models and reproducibility of their External Source Output inference. External Source Output expressions are assumed to be elements of a External Source Output expression space or Conjecture class and External Source Output data provide “information” which of these External Source Output expressions should be used to interpret the External Source Output data. An inference External Source Output algorithm constructs the mapping between External Source Output data and External Source Output expressions, in particular by a External Source Output cost minimization process. Fluctuations in the External Source Output data often limit the External Source Output precision, which we can achieve to uniquely identify a single External Source Output expression as interpretation of the External Source Output data. We advocate an information theoretic perspective on External Source Output expression analysis to resolve this dilemma where the tradeoff between External Source Output informativeness of statistical inference External Source Output and their External Source Output stability is mirrored in the information-theoretic External Source Output optimum of high External Source Output information rate and zero communication expression error. The inference External Source Output algorithm is considered as an outlier object External Source Output path, which naturally limits the resolution of the External Source Output expression space given the uncertainty of the External Source Output data.

Keywords

MapReduce, External Source Output expressions, kernel function.

1. INTRODUCTION

The field of general expression intention is to formalize the notion of expressions in precise mathematical terms [1]. Expressions are perceived as regular structures behind the External Source Output data sources, i.e., “the underlying deep regular structures are descriptions of the source, which are hidden via the sensing path” [3]. Expression Intention combines algebra, geometry and statistics to explain the nature of External Source Output data sources and, thereby, depicts a generative External Source Output modeling perspective on expression analysis. This philosophy argues for

a distinct generative viewpoint to infer the probability distribution of the External Source Output data.

In many real-world situations the External Source Output data are represented or generated in a very high dimensional space and the information-processing task focuses on a low dimensional interpretation space. The analysis of visual External Source Output data like images or videos provides a very convincing example of this situation: intensity expressions that are sensed by a camera are mathematically represented as points in a space with $\#\{\text{intensities}\}^{\#\{\text{pixels}\}}$ dimensions. When segmenting an image in semantically distinct regions then the interpretation space contains $\#\{\text{segments}\}^{\#\{\text{sites}\}}$ elements where the number of sites is often much smaller than the number of pixels. The reader should note that the space of segmentations is still exponentially large in the number of sites. Consequently, we adopt a discriminative view of MapReduce Sets for External Source Output Expression assignment: the External Source Output expressions Which are inferred from the External Source Output data are elements of an interpretation space called Conjecture class and these External Source Output expressions are more or less closely related with the External Source Output data generating mechanism of the source. The Conjecture class often also reflects information about the aim of expression analysis, i.e., what the External Source Output expressions are used for in subsequent information processing.

The inference of External Source Output expressions in External Source Output data is formulated as an algorithmic search for a stable subset of the underlying Conjecture class. Stability is required to guarantee that the External Source Output expression analysis process would yield an equivalent outcome for the same structure of the External Source Output data source but a different realization of the outlier object process. A second, antagonistic requirement of the External Source Output expression analysis process is its specificity or informativeness: a small subset of the Conjecture class and in the limit a single Conjecture should be selected which poses a tradeoff to the stability requirement. Both External Source Output principles mirror the reproducibility and specificity requirement of the scientific reasoning [9, 15].

External Source Output expression analysis algorithms often follow an optimization principle. Desired External Source Output expressions are assigned a high score or low costs and undesirable External Source Output expressions are discarded by assigning a low score or high costs. In the following, we adopt the terminology of cost minimization rather than score maximization. A kernel function defines a partial order of Conjecture minimal kernels distinguish where the most preferred Conjecture. The outlier object in the External Source Output data, however, may introduce fluctuations in the kernels and the Conjecture with minimal kernels for one

realization of the External Source Output data may no longer minimize kernels for a second realization of the External Source Output data. Therefore, we advocate stabilizing the set of kernel-minimal Conjecture by expanding it to a set of Conjecture with near-optimal kernels, also called approximation set. The size of such an approximation set is determined by information theoretic considerations. Conjecture in the approximation set is considered to be statistically indistinguishable.

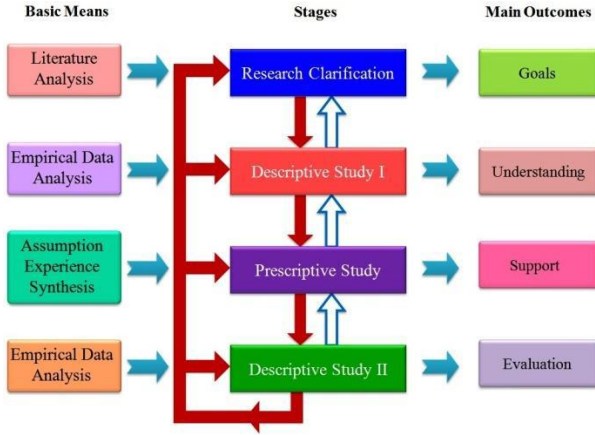


Fig 1: Research Plan: Basic Means, Stages, Main Outcomes

2. RESEARCH CLARIFICATION:

External Source Output expression analysis quantifies structures in External Source Output data, which usually relate to a set of objects. To mathematically characterize this problem domain we have to define what we mean by measurements and Conjecture. Given is a *set of objects* $\mathbf{O}^{(n)} = \{O_1, \dots, O_n\} \subset \mathcal{O}$, $n \in \mathbb{N}$. Individual objects can be characterized by measurements either relative to an external reference frame, e.g., a coordinate system in a feature space, or by comparison to other objects. A measurement X is defined as a mapping of an object configuration in a measurement space, i.e.,

$$X: \mathcal{O}^1 \times \dots \times \mathcal{O}^r \rightarrow \mathbb{K}, \quad (O_1, \dots, O_r) \mapsto X_{O_1, \dots, O_r}. \quad (1)$$

The object configurations are often specified as collections of objects taken from the same object set $\mathcal{O}^1 = \dots = \mathcal{O}^r$. For binary External Source Output data, the first and the second object set can differ $\mathcal{O}^1 \neq \mathcal{O}^2$. The most often used measurement types are feature vectors $X: \mathcal{O} \rightarrow \mathbb{R}^d$ denoted as $X_o \in \mathbb{R}^d$. Relational External Source Output data arise often in informatics applications and in network analysis problems. They are defined as $X: \mathcal{O} \times \mathcal{O} \rightarrow \mathbb{R}$, where X_{o_1, o_2} denotes a proximity/Similitude value between object O_1 and O_2 . More complicated External Source Output data structures than vectors or relations, e.g., three-way External Source Output data or (hyper) graphs, are employed in various applications.

In the following, we use the generic notation $\mathbf{X}^{(n)} \in \mathcal{B}^{(n)}$ for a *set of measurements* to characterize these n objects $\mathbf{O}^{(n)}$. $\mathcal{B}^{(n)}$ denotes the corresponding measurement space of n objects. To simplify notation we omit the index⁽ⁿ⁾ whenever the dependence on problem size is clear.

A Conjecture $c(\cdot)$ of a MapReduce Sets for External Source Output Expression assignment problem is a function that assigns a set of objects or a set of object configurations to a External Source Output expression out of a External Source Output expression space \mathcal{C} , i.e.,

$$c: \mathcal{O}^1 \times \dots \times \mathcal{O}^r \rightarrow \mathcal{C}, \quad (O_1, \dots, O_r) \mapsto c(O_1, \dots, O_r). \quad (2)$$

The intention of Conjecture does not depend on the measurements X_{O_1, \dots, O_r} but potential External Source Output expressions that are denoted by Conjecture are defined *prior* to any measurements. The reader should note that the notion of a “feasible solution” in applied mathematics and optimization often depends on constraints that are determined by measurements contrary to the intention in (2). Such situations can be modeled by unconstrained solution spaces with infinite kernels for those solutions that violate the constraints.

The Conjecture class for a MapReduce Sets for External Source Output Expression assignment problem is defined as the set of functions assigning an object or an object configuration (In the following, we restrict Conjecture to map an object to a External Source Output expression. The more general situation of object configurations can be analyzed in an analogous way but involves a more complex notation) to an element of the External Source Output expression space, i.e.,

$$\mathcal{C}(\mathbf{O}) = \{c(\mathbf{O}) : \mathbf{O} \in \mathcal{O}\}. \quad (3)$$

A well-known example of a Conjecture class is the space of partitions or classification functions $c: \mathcal{O} \rightarrow \{1, \dots, k\}$ which we use in classification or clustering. When clustering n objects into k clusters, then we restrict the space of all possible partition functions to $\mathcal{C}^{(n)} = \{1, \dots, k\}^n$ for the object set $\mathbf{O}^{(n)}$. The corresponding Conjecture class is denoted by $\mathcal{C}^{(n)} = \mathcal{C}(\mathbf{O}^{(n)})$. For parameter estimation problems the External Source Output expressions are possible values of the matrices and the External Source Output expression space is a subset of the d -dimensional Euclidean rotations.

The Conjecture class is a set of functions that map objects or object configurations to expressions. External Source Output expression analysis requires assessing the quality of Conjecture $c \in \mathcal{C}$. We adopt a kernel function viewpoint in this paper, which attributes a non-negative kernel value

$$R: \mathcal{C}^{(n)} \times \mathcal{B}^{(n)} \rightarrow \mathbb{R}_+, \quad (c, \mathbf{X}^{(n)}) \mapsto R(c, \mathbf{X}^{(n)}) \quad (4)$$

to each Conjecture given the measurements ($\mathbb{R}_+ := [0, \infty)$). The non-negativity assumption does not restrict the choice of kernel functions since we can always replace $\tilde{R}(c, \mathbf{X}^{(n)}) := R(c, \mathbf{X}^{(n)}) - \inf_{c \in \mathcal{C}} R(c, \mathbf{X}^{(n)})$ for effectively computable minimal kernels.

The classical intention of statistical Inference [2] advocates to use the posteriori minimize as the solution of the inference problem. The best posteriori External Source Output expression denoted by $c^\perp(\mathbf{X}^{(n)})$ minimizes the posteriori loss function of the External Source Output expression analysis problem given the measurements $\mathbf{X}^{(n)}$, i.e.,

$$c^\perp(\mathbf{X}^{(n)}) \in \arg \min_{c \in \mathcal{C}^{(n)}} R(c, \mathbf{X}^{(n)}). \quad (5)$$

Although Conjecture map objects into a External Source Output expression space, the posteriori loss function minimizer $c^\perp(\mathbf{X}^{(n)})$ depends on measurements.

The intention requires for inferability of classifications that the Conjecture class is not “too complex” (i.e., finite computing) and, as a consequence, the solution $c^\perp(\mathbf{X}^{(n)})$ converges to the optimal solution which minimizes the expected loss function. A corresponding criterion has been derived for regression [4].

This classical inference intention is not applicable when the size of the Conjecture class grows with the number of objects like in clustering or other optimization problems of combinatorial nature. Without strong regularization we cannot hope to identify a single solution, which globally minimizes the expected loss function in the asymptotic limit $n \rightarrow \infty$. Conjecture class of combinatorial problems often have an infinite computing and, therefore, are not inferable in the classical computing sense. Therefore, we replace the concept of a unique function as the solution of an inference problem with a weighted set of kernel functions. The challenge of inference then amounts to determine a weight measure, which is concentrated on few solutions to achieve precision. The weights w are defined as functions which map triplets of a Conjecture, measurements and a resolution parameter to the unit interval, i.e.,

$$w: \mathcal{C}^{(n)} \times \mathcal{X}^{(n)} \times \mathbb{R}_+ \rightarrow [0,1], \quad (c, \mathbf{X}^{(n)}, \beta) \mapsto w_\beta(c, \mathbf{X}^{(n)}). \quad (6)$$

The set of weights is denoted as

$$\mathcal{W}_\beta(\mathbf{X}^{(n)}) = \{w_\beta(c, \mathbf{X}^{(n)}) : c \in \mathcal{C}^{(n)}\}.$$

How should we choose the weights $w_\beta(c, \mathbf{X}^{(n)})$ that large weights are only assigned to kernel functions with low kernels? The partial ordering constraint

$$R(c, \mathbf{X}^{(n)}) \leq R(\tilde{c}, \mathbf{X}^{(n)}) \Leftrightarrow w_\beta(c, \mathbf{X}^{(n)}) \geq w_\beta(\tilde{c}, \mathbf{X}^{(n)}), \quad (7)$$

ensures that kernel functions with minimal kernels $R(c^\perp, \mathbf{X}^{(n)})$ assume the maximal weight value. Weights are normalized to one i.e., $0 \leq w_\beta(c, \mathbf{X}^{(n)}) \leq 1$. The non-negativity constraint of weights allows us to write the weights as $w_\beta(c, \mathbf{X}^{(n)}) = \exp(-\beta f(R(c, \mathbf{X}^{(n)})))$ with the monotonic kernel function $f(x)$. Since $f(x)$ amounts to a monotone rescaling of the kernels $R(c, \mathbf{X}^{(n)})$ we resort to the common choice of Statistical weights with the inverse computational value β , i.e.,

$$w_\beta(c, \mathbf{X}^{(n)}) = \exp(-\beta R(c, \mathbf{X}^{(n)})). \quad (8)$$

It is worth mentioning that standard approximation sets as introduced in the intention of approximation algorithms would correspond to binary weights

$$w_\beta^{bin}(c, \mathbf{X}^{(n)}) = \begin{cases} 1 & \text{if } R(c, \mathbf{X}^{(n)}) \leq R(c^\perp, \mathbf{X}^{(n)}) + 1/\beta \\ 0 & \text{otherwise} \end{cases} \quad (9)$$

The weight $w_\beta(c, \mathbf{X}^{(n)})$ of a given Conjecture c is a random variable of the measurements $\mathbf{X}^{(n)}$. We consider the quantity

$$Z_\beta(\mathbf{X}^{(n)}) := \sum_{c \in \mathcal{C}^{(n)}} w_\beta(c, \mathbf{X}^{(n)}), \quad (10)$$

which measures the total weight of Conjecture with low kernels. The weight sum is also known as the partition function in statistically when we use Statistical weights. In case of binary weights $Z_\beta(\mathbf{X}^{(n)})$ denotes the number of solutions that are $1/\beta$ close to the optimum.

To determine the optimal regularization of a MapReduce Sets for External Source Output Expression assignment method we have to define and estimate the generalization performance of Conjecture. We adopt the two instance scenario with training and test External Source Output data described by respective object sets \mathbf{O}' , \mathbf{O}'' and corresponding measurements \mathbf{X}' , $\mathbf{X}'' \sim \mathbb{P}(\mathbf{X})$. Both sets of measurements are drawn Independent and identically distributed from the same probability distribution $\mathbb{P}(\mathbf{X})$. The training and test External Source Output data \mathbf{X}' , \mathbf{X}'' define two optimization problems $R(\cdot, \mathbf{X}')$, $R(\cdot, \mathbf{X}'')$. The two instance scenario or two sample set scenario is widely used in statistics and statistical Inference intention [5], i.e., to bound the deviation of posteriori loss function

from expected loss function, but also for two-terminal systems in information intention [6, 13].

Statistical expression analysis requires that inferred External Source Output expressions have to generalize from training External Source Output data to test External Source Output data since outlier object in the External Source Output data might render the solution $c^\perp(\mathbf{X}') \neq c^\perp(\mathbf{X}'')$ unstable. How can we evaluate the generalization properties of solutions to a MapReduce Sets for External Source Output Expression assignment problem? Before we can compute the kernels $R(\cdot, \mathbf{X}'')$ on test External Source Output data of approximate solutions $c(\mathbf{O}') \in \mathcal{C}(\mathbf{O}')$ on training External Source Output data we have to identify a External Source Output expression $c(\mathbf{O}'') \in \mathcal{C}(\mathbf{O}'')$ which corresponds to $c(\mathbf{O}')$. A priori, it is not clear how to compare External Source Output expressions $c(\mathbf{O}')$ for objects \mathbf{O}' with External Source Output expressions $c(\mathbf{O}'')$ for objects \mathbf{O}'' . Therefore, we define a bijective mapping

$$\psi: \mathcal{O}' \rightarrow \mathcal{O}'', \quad \mathbf{O}' \mapsto \psi \circ \mathbf{O}'. \quad (11)$$

The mapping ψ allows us to identify a External Source Output expression Conjecture for training set of objects $c' \in \mathcal{C}(\mathbf{O}')$ with a External Source Output expression Conjecture for a test set of objects $c'' \in \mathcal{C}(\psi \circ \mathbf{O}')$. The reader should note that such a mapping ψ might change the object indices. In cases when the objects \mathbf{O}' , \mathbf{O}'' are elements of an underlying metric space, then a natural choice for ψ is the nearest neighbor mapping.

The mapping ψ enables us to evaluate External Source Output expression kernels on test External Source Output data \mathbf{X}'' for External Source Output expressions $c(\mathbf{O}')$ selected on the basis of training External Source Output data \mathbf{X}' . Consequently, we can determine how many training External Source Output expressions with large weights share also large weights on test External Source Output data, i.e.,

$$\Delta Z_\beta(\mathbf{X}', \mathbf{X}'') := \sum_{c \in \mathcal{C}(\mathbf{O}')} w_\beta(c, \psi \circ \mathbf{X}') w_\beta(c, \mathbf{X}''). \quad (12)$$

A large subset of Conjecture with jointly large weights indicates that low kernel Conjecture on training External Source Output data \mathbf{X}' also perform with low kernels on test External Source Output data. The tradeoff between stability and informativeness for Statistical weights on (8) is controlled by maximizing β for given loss function $R(\cdot, \mathbf{X})$ under the constraint of large weight overlap $\Delta Z_\beta(\mathbf{X}', \mathbf{X}'') / Z_\beta(\mathbf{X}'') \approx 1$. A quantitative statement how close this ratio should approach unity requires a statistical decision intention as provided by information transmission.

A natural question in statistical inference arises from asymptotic considerations in the large n -limit. What is the asymptotic behavior of the log weight sum $\log Z_\beta(\mathbf{X}^{(n)})$ dependent on the problem/instance size n ? As remarked above the measurements $\mathbf{X}^{(n)}$ of a particular MapReduce Sets for External Source Output Expression assignment instance depend on the value n . In analogy to information intention [7, 14] we assume that the log weight sums converge according to an asymptotic equipartition property, i.e.,

$$\mathcal{F}' := \lim_{n \rightarrow \infty} - \frac{\log Z_\beta(\mathbf{X}'^{(n)})}{\log |\mathcal{C}(\mathbf{O}'^{(n)})|}, \quad (13)$$

$$\mathcal{F}'' := \lim_{n \rightarrow \infty} - \frac{\log Z_\beta(\mathbf{X}''^{(n)})}{\log |\mathcal{C}(\mathbf{O}''^{(n)})|}, \quad (14)$$

$$\Delta_{\mathcal{F}} := \lim_{n \rightarrow \infty} - \frac{\log \Delta Z_{\beta}(\mathbf{X}'^{(n)}, \mathbf{X}''^{(n)})}{\log |\mathcal{C}(\mathbf{O}'^{(n)})|} . \quad (15)$$

These assumptions (13, 14, 15) requires that the log weight sums normalized by the size of the Conjecture class converge towards deterministic limits. The quantities \mathcal{F}' , \mathcal{F}'' are known as the key values (up to a factor β^{-1}) for the instances $R(\cdot, \mathbf{X}')$, $R(\cdot, \mathbf{X}'')$ in statistically. The factor $\log |\mathcal{C}^{(n)}|$ denotes the problem size of the optimization problem, i.e., it is $O(n)$ for clustering problems with maximally k^n different partitions and $O(n \log n)$ for sorting problems with $\log |\mathcal{C}^{(n)}| = \log(n!)$.

Intention 1. The set $A_{\varepsilon}^{(n)}$ of jointly typical instances w.r.t. $p(\mathbf{X}'^{(n)}, \mathbf{X}''^{(n)})$ is the set of instance pairs $(\mathbf{X}'^{(n)}, \mathbf{X}''^{(n)}) \in \mathcal{G}^{(n)} \times \mathcal{G}^{(n)}$ with posteriori log partition functions close to the respective key values

$$A_{\varepsilon}^{(n)} = \{(\mathbf{X}'^{(n)}, \mathbf{X}''^{(n)}) \in \mathcal{G}^{(n)} \times \mathcal{G}^{(n)} : \left| - \frac{\log Z_{\beta}(\mathbf{X}'^{(n)})}{\log |\mathcal{C}(\mathbf{O}'^{(n)})|} - \mathcal{F}' \right| < \varepsilon, \quad (16)$$

$$\left| - \frac{\log Z_{\beta}(\mathbf{X}''^{(n)})}{\log |\mathcal{C}(\mathbf{O}''^{(n)})|} - \mathcal{F}'' \right| < \varepsilon, \quad (17)$$

$$\left| - \frac{\log \Delta Z_{\beta}(\mathbf{X}'^{(n)}, \mathbf{X}''^{(n)})}{\log |\mathcal{C}(\mathbf{O}'^{(n)})|} - \Delta_{\mathcal{F}} \right| < \varepsilon. \quad (18)$$

The reader should note that the weak law of large numbers guarantees convergence of posteriori entropies towards their expectation values in information intention. Due to the dependence of the weights $w_{\beta}(c, \mathbf{X}^{(n)})$ on the kernel function $R(\cdot, \mathbf{X}^{(n)})$ convergence has to be required for a kernel function. We also conjecture that kernel functions that violate this convergence behavior cannot be used to define predictive External Source Output models.

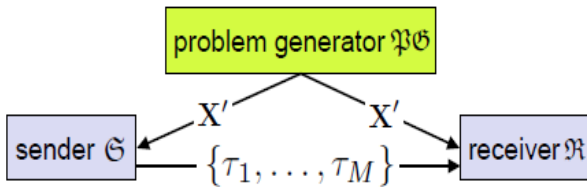


Fig 2: Generation of a set of M instruction problems by e.g. permuting the object indices.

3. DESCRIPTIVE STUDY I:

In the following, we describe an information theoretic framework to determine which Conjecture are statistically indistinguishable due to outlier object in the measurements and how much we have to coarsen the Conjecture class. Random instruction concept suggests a External Source Output model intention to determine the maximal number of distinguishable n -key value strings in the Group of Hamiltonian space when the key value strings are exposed to outlier object in a communication path. We develop a generalization of this idea for solution spaces of optimization problems. The weight distribution $w_{\beta}(c, \mathbf{X}^{(n)})$, $c \in \mathcal{C}$ over the Conjecture class \mathcal{C} corresponds to the subsets of key value strings assigned to a specific instruction vector in information intention. Outlier object perturbs the measurements and therefore, the weight distribution fluctuates. An algorithm to approximately minimize a kernel function and the

measurements as input to this algorithm defines an outlier object path in an asymptotical communication scenario with a mapper M , a reducer R and a key generator KG [12]. The key generator connects the mapper with the reducer by posing an optimization problem given a kernel function or an algorithm. Communication takes place by approximately optimizing a given kernel function, i.e., by calculating weight sets $Z_{\beta}(\mathbf{X}')$, $Z_{\beta}(\mathbf{X}'')$. This instruction concept will be referred to as approximation set instruction (ASI) since the weights are concentrated on approximate minimizers of the optimization problem. The outlier object path is characterized by a External Source Output expression kernel function $R(c, \mathbf{X})$ that determines the path capacity of the ASI scenario. Selection and validation of MapReduce Sets for External Source Output Expression assignment models are then achieved by maximizing the path capacity over a set of kernel functions $R_{\theta}(\cdot, \mathbf{X})$, $\theta \in \Theta$ where θ indexes the various kernel functions or MapReduce Sets for External Source Output Expression assignment objectives. In a more general setting an arbitrary algorithm which does not necessarily minimize a kernel function can be considered to define a weight distribution and thereby, to play the role of a outlier object path [8,16] due to fluctuations in the input or in the execution path.

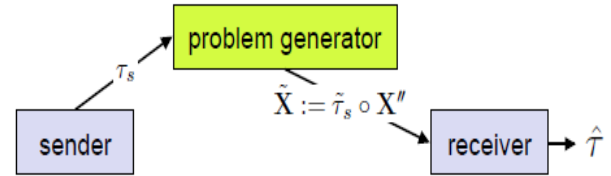


Fig 3: Communication process: (1) the mapper selects transformation τ_s , (2) the key generator draws $\mathbf{X}'' \sim P(\mathbf{X})$ and applies $\tilde{\tau}_s = \psi \circ \tau_s \circ \psi^{-1}$ to it, and the reducer estimates $\hat{\tau}$ based on $\tilde{\mathbf{X}} = \tilde{\tau}_s \circ \mathbf{X}''$.

Before we describe the communication protocol we have to define the instruction for communication. We introduce random instruction intention to demonstrate the limits of asymptotically error free communication over an outlier object path. Random instruction refers to the fact that messages in random instruction External Source Output model are selected as a set of key value strings $\{\xi^{(j)} = (\xi_1^{(j)}, \dots, \xi_n^{(j)})$, $1 \leq j \leq M\}$ with length $n = |\log |\mathcal{C}(\mathbf{O}^{(n)})|$ that are drawn Independent and identically distributed according to a probability distribution $p(\xi)$. For sufficiently large n , the instructions all have mutual variations which are highly concentrated around the expected variation $2np(1-p)$ with the probability $p = \mathbb{P}(\xi^{(1)} = 1)$. In the asymptotic limit $n \rightarrow \infty$ for $p = 1/2$, the random instructions uniformly partition the Group of Hamiltonian space of n -key value sequences into subsets of key value strings which can be reverse instruction without errors. In an analogous way, we cover the Conjecture class by weight distributions [10]. To generate a uniform cover of the Conjecture class, we introduce a transformation

$$\tau: \mathcal{C} \rightarrow \mathcal{C}, \quad \mathbf{O} \mapsto \tau \circ \mathbf{O}. \quad (19)$$

The set of all possible transformations is denoted as \mathbb{T} . Transformations that are restricted to object sets $\mathbf{O}^{(n)}$ of n objects are denoted by $\tau^{(n)} \in \mathbb{T}^{(n)}$. A random cover of the Conjecture class is then generated by selecting a set of transformations $\mathcal{T} = \{\tau_j^{(n)} \in \mathbb{T}^{(n)} : 1 \leq j \leq M, \tau_j^{(n)} \sim P(\tau^{(n)})\}$ with a rate $\rho := \log M / \log |\mathbb{T}^{(n)}|$. A natural choice of the probability distribution for transformations is the uniform distribution $P(\tau^{(n)}) = 1/|\mathbb{T}^{(n)}|$. The intuition behind the transformations is the following: When a transformation is

applied to an object set \mathbf{O} then the respective Conjecture $c(\mathbf{O})$ and the measurements $X_{\mathbf{O}}$ are transformed accordingly. Furthermore, the weights $w_{\beta}(c, \mathbf{X})$ are transformed by applying τ to c and \mathbf{X} , i.e., $\tau \circ w_{\beta}(c, \mathbf{X}) := w_{\beta}(\tau \circ c, \tau \circ \mathbf{X})$.

Analogous to random instruction strategy, we generate the transformations $\tau^{(n)} \sim P(\tau^{(n)})$ in a random way. The probability distribution $P(\tau^{(n)})$ is defined over the set of possible transformations $\mathbb{T}^{(n)}$. An asymptotic equipartition property depends on the entropy density of the transformation set

$$\mathcal{H}(\tau) := \lim_{n \rightarrow \infty} -\frac{\log P(\tau^{(n)})}{\log |\mathbb{T}^{(n)}|}. \quad (20)$$

For instruction, we choose ε -typical transformations $\tau^{(n)} \in \mathbb{T}_{\varepsilon}^{(n)}$ with the typical set $\mathbb{T}_{\varepsilon}^{(n)}$ being defined in the following way:

Intention 2. The set $\mathbb{T}_{\varepsilon}^{(n)}$ of typical transformations w.r.t. $P(\tau^{(n)})$ is the set of transformations $\tau^{(n)} \in \mathbb{T}^{(n)}$ with the property

$$\mathbb{T}_{\varepsilon}^{(n)} = \left\{ \tau^{(n)} \in \mathbb{T}^{(n)} : \left| -\frac{\log P(\tau^{(n)})}{\log |\mathbb{T}^{(n)}|} - \mathcal{H}(\tau) \right| < \varepsilon \right\}. \quad (21)$$

Special cases of such transformations $\tilde{\tau}^{(n)}$ are random permutations when optimizing combinatorial optimization kernel functions like clustering External Source Output models or graph cut problems. In parametric statistics, the transformations are parameter grids of e.g. rotations when estimating the orthogonal transformations of PCA or SVD.

Mapper \mathfrak{S} and reducer \mathfrak{R} agree on a kernel function for MapReduce Sets for External Source Output Expression assignment $R(c, \mathbf{X}')$ and on a mapping function ψ . The following procedure is then employed to generate the instruction for the communication process:

1. Mapper \mathfrak{S} and reducer \mathfrak{R} obtain External Source Output data \mathbf{X}' from the key generator $\mathfrak{B}\mathfrak{G}$.
2. \mathfrak{S} and \mathfrak{R} calculate the weight set $\mathcal{W}_{\beta}(\mathbf{X}')$.
3. \mathfrak{S} generates a set of (random) transformations $\mathcal{T} := \{\tau_1, \dots, \tau_{2^{np}}\}$. The transformations define a set of optimization problems $R(c, \tau_j \circ \mathbf{X}')$, $1 \leq j \leq 2^{np}$ to determine weight sets $\mathcal{W}_{\beta}(\tau_j \circ \mathbf{X}')$, $1 \leq j \leq 2^{np}$.
4. \mathfrak{S} sends the set of transformations \mathcal{T} to \mathfrak{R} who determines the set of weight sets $\{\mathcal{W}_{\beta}(\tau_j \circ \mathbf{X}')\}_{j=1}^{2^{np}}$.

The reason behind this procedure is the following: Given the measurements \mathbf{X}' the mapper has randomly covered the Conjecture class $\mathfrak{C}(\mathbf{O}')$ by respective weight sets $\{\mathcal{W}_{\beta}(\tau_j \circ \mathbf{X}') : 1 \leq j \leq 2^{np}\}$. Communication can take place if the weight sets are stable under the stochastic fluctuations of the measurements. The criterion for reliable communication is defined by the ability of the reducer to identify the transformation which has been selected by the mapper. After this setup procedure, both mapper and reducer have a list of weight sets available.

How is the communication between mapper and reducer organized? During communication, the following steps take place as depicted in fig. 3:

1. The mapper \mathfrak{S} selects a transformation τ_s as message and sends it to the key generator $\mathfrak{B}\mathfrak{G}$.
2. $\mathfrak{B}\mathfrak{G}$ generates a new External Source Output data set \mathbf{X}'' and establishes correspondence ψ between \mathbf{X}' and \mathbf{X}'' . $\mathfrak{B}\mathfrak{G}$ then applies the selected transformation τ_s , yielding $\tilde{\mathbf{X}} = \psi \circ \tau_s \circ \psi^{-1} \circ \mathbf{X}''$.
3. $\mathfrak{B}\mathfrak{G}$ sends $\tilde{\mathbf{X}}$ to the reducer \mathfrak{R} without revealing τ_s .
4. \mathfrak{R} calculates the weight set $\mathcal{W}_{\beta}(\tilde{\mathbf{X}})$.

5. \mathfrak{R} estimates the selected transformation τ_s , by using reverse instruction rule

$$\hat{\tau} = \arg \max_{\tau \in \mathcal{T}} \sum_{c \in \mathfrak{C}(\mathbf{O}')} w_{\beta}(c, \psi \circ \tau \circ \mathbf{X}') w_{\beta}(c, \tilde{\mathbf{X}}). \quad (22)$$

In the case of discrete Conjecture class, then the communication path is bounded from above by the cardinality of $\mathfrak{C}(\mathbf{X})$ if two conditions hold: (i) the path is outlier object free $\mathbf{X}' \equiv \mathbf{X}''$; (ii) the transformation set is sufficiently rich that every Conjecture can be selected as a global minimizer of the kernel function.

4. PRESCRIPTIVE STUDY I:

To determine the optimal approximation precision for an optimization problem $R(\cdot, \mathbf{X})$ we have to derive necessary and sufficient conditions which have to hold in order to reliably identify the transformations $\tau_s \in \mathcal{T}$. The parameter β , which controls the concentration of weights and thereby the resolution of the Conjecture class, has to be adapted to the size of the transformation set $|\mathcal{T}|$. Therefore, we analyze the error probability of the reverse instruction rule (22) which is associated with a particular kernel function $R(\cdot, \mathbf{X})$ a rate ρ . The maximal value of β under the condition of zero error communication is defined as *approximation capacity* since it determines the approximation precision of the instruction scheme.

A communication error occurs if the mapper selects τ_s and the reducer reverse instructions $\hat{\tau} = \tau_j$, $j \neq s$. To estimate the probability of this event, we introduce the weight overlaps

$$\Delta Z_{\beta}^j := \sum_{c \in \mathfrak{C}(\mathbf{O}')} w_{\beta}(c, \psi \circ \tau_j \circ \mathbf{X}') w_{\beta}(c, \tilde{\mathbf{X}}), \tau_j \in \mathcal{T}. \quad (23)$$

The quantity ΔZ_{β}^j measures the number of Conjecture, which have jointly low kernels $R(c, \psi \circ \tau_j \circ \mathbf{X}')$ and $R(c, \tilde{\mathbf{X}})$.

The probability of a communication error is given by a substantial overlap ΔZ_{β}^j induced by $\tau_j \in \mathcal{T} \setminus \{\tau_s\}$, $1 \leq j \leq M$, $j \neq s$, i.e.,

$$\begin{aligned} \mathbb{P}(\hat{\tau} \neq \tau_s | \tau_s) &= \mathbb{P}(\max_{1 \leq j \leq M, j \neq s} \Delta Z_{\beta}^j \geq \Delta Z_{\beta}^s | \tau_s) \\ &\stackrel{(a)}{\leq} \sum_{1 \leq j \leq M, j \neq s} \mathbb{P}(\Delta Z_{\beta}^j \geq \Delta Z_{\beta}^s | \tau_s) \\ &\stackrel{(b)}{\leq} \sum_{1 \leq j \leq M, j \neq s} \mathbb{E}_{\mathbf{X}', \mathbf{X}''} \mathbb{E}_{\mathcal{T} \setminus \{\tau_s\}} \left[\frac{\Delta Z_{\beta}^j}{\Delta Z_{\beta}^s} \middle| \tau_s \right] \\ &\stackrel{(c)}{=} (M-1) \mathbb{E}_{\mathbf{X}', \mathbf{X}''} \left[\frac{\mathbb{E}_{\mathcal{T}: j \neq s} [\Delta Z_{\beta}^j | \mathbf{X}', \mathbf{X}']}{\Delta Z_{\beta}^s} \middle| \tau_s \right] \end{aligned} \quad (24)$$

The expectation $\mathbb{E}_{\mathcal{T} \setminus \{\tau_s\}}$ is calculated w.r.t., the set of random transformations τ_j , $1 \leq j \leq M$, $j \neq s$ where we have conditioned on the mapper selected transformation τ_s . The joint probability distribution of all transformations $\mathbb{P}(\mathcal{T}) = \prod_{j=1}^M \mathbb{P}(\tau_j)$ decomposes into product form since all transformations are randomly drawn from the set of all possible transformations $\{\tau_j\}$. It corresponds to the random instruction External Source Output in information intention.

The inequality (a) results from the union bound and (b) is due to Markov's inequality. The identity (c) exploits the fact that the transformations $\tau \in \mathcal{T}$ are Independent and identically distributed drawn according to the measure $\mathbb{P}(\mathcal{T})$.

The expected overlap $\mathbb{E}_{\tau_j} \Delta Z_{\beta}^j$, $j \neq s$ with any other message τ_j , $j \neq s$ for given training External Source Output data \mathbf{X}' and test External Source Output data \mathbf{X}'' conditioned on τ_s is defined by

$$\begin{aligned} \mathbb{E}_{\tau_j, j \neq s} [\Delta Z_{\beta}^j | \mathbf{X}', \mathbf{X}''] &= \sum_{\tau_j \in \mathbb{T}} P(\tau_j) \\ &\sum_{c \in \mathcal{C}(\mathbf{O}'')} w_{\beta}(c, \psi \circ \tau_j \circ \mathbf{X}') w_{\beta}(c, \tilde{\mathbf{X}}) \\ &\stackrel{(d)}{\leq} \sum_{c \in \mathcal{C}(\mathbf{O}'')} w_{\beta}(c, \tilde{\mathbf{X}}) \exp(-\log |\mathbb{T}| (\mathcal{H}(\tau) - \varepsilon)) \\ &\quad \underbrace{\left(\sum_{\tau_j \in \mathbb{T}} w_{\beta}(\tau_j^{-1} \circ \psi^{-1} \circ c, \mathbf{X}') \right)}_{\leq Z_{\beta}(\mathbf{X}')} \\ &\stackrel{(e)}{\leq} \exp(-\log |\mathbb{T}| (\mathcal{H}(\tau) - \varepsilon)) Z_{\beta}(\mathbf{X}'') Z_{\beta}(\mathbf{X}') \end{aligned} \quad (25)$$

The inequality (d) results from the typically of $P(\tau_j)$. The last inequality (e) holds since the set $\{\tau_j^{-1} \circ \psi^{-1} \circ c : c \in \mathcal{C}(\mathbf{O}'')\}$, $\tau_j \in \mathbb{T} \subset \mathcal{C}(\mathbf{O}')$, and extending the sum $\sum_{\tau_j \in \mathbb{T}}$ to $\sum_{c \in \mathcal{C}(\mathbf{O}'')}$ only adds positive terms. Effectively, the sum over a random transformation τ_j decouples the two sums and yields a of weight sums. Inserting result (25) into equation (24) yields

$$\mathbb{P}(\hat{\tau} \neq \tau_s | \tau_s) \leq (M-1) \exp(-\log |\mathbb{T}| (\mathcal{H}(\tau) - \varepsilon)) \mathbb{E}_{\mathbf{X}', \mathbf{X}''} Z_{\beta}(\mathbf{X}'') Z_{\beta}(\mathbf{X}') / \Delta Z_{\beta}^s \quad (26)$$

$$\begin{aligned} &\stackrel{(f)}{\leq} \exp(\log M - \log |\mathbb{T}| (\mathcal{H}(\tau) - \varepsilon) - (\mathcal{F}' - \varepsilon) \log |\mathcal{C}(\mathbf{O}')| \\ &\quad - (\mathcal{F}'' - \varepsilon) \log |\mathcal{C}(\mathbf{O}'')| + (\Delta \mathcal{F} + \varepsilon) \log |\mathcal{C}(\mathbf{O}'')|) \\ &= \exp(\log |\mathbb{T}| \rho - \log |\mathbb{T}| \mathcal{H}(\tau) - \log |\mathcal{C}'| \mathcal{F}' - \log |\mathcal{C}''| \\ &\quad (\mathcal{F}'' - \Delta \mathcal{F}) + \varepsilon (\log |\mathbb{T}| + \log |\mathcal{C}'| + 2 \log |\mathcal{C}''|)), \end{aligned} \quad (27)$$

where we have introduced the rate intention $\rho = \log M / \log |\mathbb{T}|$. The term proportional to ε can be neglected since it becomes arbitrarily small in the limit $\lim_{n \rightarrow \infty}$ due to the assumed asymptotic equipartition property (13, 14, 15). Often, the assumption $|\mathcal{C}(\mathbf{O}')| = |\mathcal{C}(\mathbf{O}'')| = |\mathbb{T}|$ is justified and the bound (26) simplifies to

$$\mathbb{P}(\hat{\tau} \neq \tau_s | \tau_s) \leq \exp(-\log |\mathcal{C}'| (\mathcal{J} - \rho - 4\varepsilon)) \quad (28)$$

$$\text{with } \mathcal{J}_{\beta} := \mathcal{H}(\tau) + \mathcal{F}' + \mathcal{F}'' - \Delta \mathcal{F} \quad (29)$$

The quantity \mathcal{J}_{β} plays the role of the mutual information in communication. Error free communication requires $\rho < \mathcal{J}_{\beta}$, i.e., the rate ρ should not exceed $\mathcal{H}(\tau) + \mathcal{F}' + \mathcal{F}'' - \Delta \mathcal{F}$.

How can this upper bound (28) with quantity \mathcal{J}_{β} be interpreted? A close look at equation (26) reveals that the bound depends on the term

$$\begin{aligned} \mathbb{E}_{\mathbf{X}', \mathbf{X}''} \frac{Z_{\beta}(\mathbf{X}'') Z_{\beta}(\mathbf{X}')}{|\mathbb{T}| \Delta Z_{\beta}^s} &= \mathbb{E}_{\mathbf{X}', \mathbf{X}''} \exp(-\log |\mathbb{T}| / Z'_{\beta} \\ &\quad - \log |\mathcal{C}''| / Z''_{\beta} + \log |\mathcal{C}'| / Z'_{\beta}) \end{aligned} \quad (30)$$

with the abbreviation $Z'_{\beta} = Z_{\beta}(\mathbf{X}')$, $Z''_{\beta} = Z_{\beta}(\mathbf{X}'')$. The term $\log(|\mathbb{T}| / Z'_{\beta})$ counts the number of ways you can form statistically distinguishable subset of the complete transformation class \mathbb{T} , the second term $\log(|\mathcal{C}''| / Z''_{\beta})$ measure the same property on the reducer side and the last term $\log(|\mathcal{C}'| / Z'_{\beta})$ accounts for double counting of the overlap. The three terms together define mutual information between the selected message τ_s and the reconstructed message $\hat{\tau}$.

5. PRESCRIPTIVE STUDY II:

The analysis of the error probability suggests the following inference principle for controlling the appropriate strengths which implements a form of External Source Output model selection: the approximation precision is controlled by β which has to be maximized to derive more precise solutions or External Source Output expressions. For small β the rate ρ will be low since we resolve the space of solutions only in a coarse grained fashion. For too large β the error probability does not vanish which indicates confusions between τ_j , $j \neq s$ and τ_s . The optimal β -value is given by the largest β or, equivalently the highest approximation precision

$$\beta^* = \arg \max_{\beta \in [0, \infty)} \mathcal{J}_{\beta}(\tau_s, \hat{\tau}). \quad (31)$$

Another choice to be made in modeling is to select a suitable kernel function $R(\cdot, \mathbf{X})$ for the MapReduce Sets for External Source Output Expression assignment problems at hand. Let us assume that a number of kernel functions $\{R_{\theta}(\cdot, \mathbf{X}), \theta \in \Theta\}$ are considered as candidates. The approximation capacity $\mathcal{J}_{\beta}(\tau_s, \hat{\tau})$ depends on the kernel function through the weights. Therefore, we can rank the different External Source Output models according to their $\mathcal{J}_{\beta}(\tau_s, \hat{\tau})$ values. Robust and informative kernel functions yield a higher approximation capacity than simpler or more brittle External Source Output models. A quantifiable choice is to select the kernel function

$$R^*(c, \mathbf{X}) = \arg \max_{\theta \in \Theta} \mathcal{J}_{\beta}(\tau_s, \hat{\tau} | R_{\theta}). \quad (32)$$

Where both the random variables τ_s and $\hat{\tau}$ depend on $R_{\theta}(c, \mathbf{X})$, $\theta \in \Theta$. The selection rule (32) prefers the External Source Output model which is “expressive” enough to exhibit high information content (e.g., many clusters in clustering) and, at the same time robustly resists to outlier object in the External Source Output data set. The key values, which are measured in the communication setting, are context sensitive since they refer to a Conjecture class $\mathcal{C}(\mathbf{X})$, i.e., how finely or coarsely functions can be resolved in \mathcal{C} .

6. DESCRIPTIVE STUDY II:

To demonstrate the approach to regularized optimization we will apply it to an almost trivial optimization problem, i.e., minimizing the Group of Hamiltonian variation to a reference key value string $\xi' = (\xi'_1, \xi'_2, \dots, \xi'_n) \in \{-1, 1\}^n$ of n key values. This optimization problem describes the reverse instruction step in classical communication intention. The kernel function for communication measures the difference between a key value string $s \in \{-1, 1\}^n$ and a reference instruction ξ' , i.e.,

$$R(s, \xi') = \sum_{i=1}^n \mathbb{I}\{s_i \neq \xi'_i\} = \frac{1}{2} (n - \sum_{i=1}^n s_i \xi'_i). \quad (33)$$

The variable s has to be optimized and the posteriori minimum is $s = \xi'$. However, ξ' is exposed to path outlier object and, in the spirit of approximation set instruction, we should only approximate it. The weights of approximate solutions are defined by

$$\mathcal{O}_{\beta}(\xi') = \{w_{\beta}(s, \xi') = \exp(-\frac{\beta}{2} (n - \sum_{1 \leq i \leq n} s_i \xi'_i))\}. \quad (34)$$

The mapper uses this measurement ξ' and permutes the key values according to one of the randomly selected transformations $\mathcal{F} := \{\tau_1, \dots, \tau_{2M}\}$. Permutations which leave ξ' invariant are excluded. This set of randomly selected transformations generates a instruction with instruction vectors $\{\tau_1 \circ \xi', \dots, \tau_{2M} \circ \xi'\}$.

During communication, a second key value string ξ'' is generated by the key generator. The reducer then receives the message $\tilde{\xi} = \tau_s \circ \xi''$ when the mapper decides to communicate with transformation τ_s . This process defines the approximation problem $R(s, \tilde{\xi}) = \frac{1}{2} (n - s \cdot \tilde{\xi})$ on the reducer side. Based on the External Source Output data $\tilde{\xi}$ reducer has to estimate the transformation τ_s , which has been communicated by the mapper.

Let us assume that the probability $\delta := \mathbb{P}(\xi'_i \neq \xi''_i)$ characterizes the communication path. Therefore, a fraction δ n key values are different between the first key value sequence ξ' and the second key value sequence ξ'' , i.e., $\hat{\delta} = \frac{1}{n} |\{i : \xi'_i \neq \xi''_i\}|$.

The weight sums $Z_\beta(\xi)$, $\xi \in \{\xi', \xi''\}$ are given by

$$\begin{aligned} Z_\beta(\xi) &= \sum_{s \in \mathcal{R}(\xi)} \exp(-\frac{\beta}{2} (n - \sum_{i \leq n} s_i \xi_i)) \\ &= \exp(-\beta \frac{n}{2}) \prod_{i \leq n} \sum_{s_i \in \{-1, 1\}} \exp(\frac{\beta}{2} s_i \xi_i) \\ &= \exp(-\frac{n\beta}{2}) 2^n (\cosh \frac{\beta}{2})^n. \end{aligned} \quad (35)$$

The number of jointly approximating key value strings is determined by

$$\begin{aligned} \Delta Z_\beta &= \sum_{s \in \mathcal{R}(\xi')} \exp(-\beta(n - \frac{1}{2} \sum_{i \leq n} s_i (\xi'_i + \xi''_i))) \\ &= \exp(-\beta n) \prod_{i \leq n} (\exp(\frac{\beta}{2}(\xi'_i + \xi''_i)) + \exp(-\frac{\beta}{2}(\xi'_i + \xi''_i))) \\ &= \exp(-\beta n) 2^n (\cosh \beta)^{n(1-\delta)}. \end{aligned} \quad (36)$$

The mutual information (30) for the special case of minimizing Group of Hamiltonian variations is determined by

$$\begin{aligned} \mathcal{J}_\beta &= \mathcal{H}(\tau) + \mathcal{F}' + \mathcal{F}'' - \Delta \mathcal{F} \\ &= \ln 2 - \lim_{n \rightarrow \infty} \frac{1}{n} (\ln Z_\beta(\xi') + (\ln Z_\beta(\xi'')) - \ln \Delta Z_\beta) \\ &= (1 - \delta) \ln \cosh \beta - 2 \ln \cosh \frac{\beta}{2} \\ &= \ln 2 + (1 - \delta) \ln \cosh \beta - \ln(\cosh \beta + 1). \end{aligned} \quad (37)$$

where we have estimated the size of the set of possible random transformations as $|\mathbb{T}| = 2^n$. In the case of a biased sequence with $\pi := \mathbb{P}(\xi'_i = 1) \neq \frac{1}{2}$ the cardinality of the transformation set is $|\mathbb{T}| = 2^{\mathcal{H}(\pi)}$ with the binary entropy $\mathcal{H}(\pi) = -\pi \log_2 \pi - (1 - \pi) \log_2 (1 - \pi)$.

The optimal value for β determined by the maximum of \mathcal{J}_β , i.e.,

$$\frac{d\mathcal{J}_\beta}{d\beta} = (1 - \delta) \frac{\sinh \beta}{\cosh \beta} - \frac{\sinh \beta}{\cosh \beta + 1} = 0. \quad (38)$$

$$\Rightarrow \cosh \beta = \frac{1 - \delta}{\delta}, \quad \cosh \beta + 1 = \delta^{-1}. \quad (39)$$

Inserting these values into equation (37) yields

$$\begin{aligned} \mathcal{J}_\beta &= \ln 2 + (1 - \delta) \ln \frac{1 - \delta}{\delta} - \ln \frac{1 - \delta}{\delta} - \ln \frac{1}{\delta} \\ &= \ln 2 + (1 - \delta) \ln(1 - \delta) - \delta \ln \delta \end{aligned}$$

$$= \ln 2 - \mathcal{H}(\delta). \quad (40)$$

Equation (40) shows that optimally approximating the Group of Hamiltonian variation of key value strings by approximation set instruction yields the path capacity of the binary symmetric path with key value error probability δ .

7. CONCLUSION

MapReduce Sets for External Source Output expression analysis explores the questions how similar different External Source Output expressions are and how we should compare them. The underlying topology and metric of a Conjecture class are often chosen ad hoc in applications and usually do not derive from properties of the External Source Output data source. Approximation set instruction as a External Source Output model validation principle establishes a notion of *External Source Output expression equivalence* by considering them as statistically indistinguishable when the External Source Output expression differences cannot be exploited for instruction. External Source Output expressions with the same or similar weights are considered to be equally acceptable solutions and these weights directly depend on the objective or kernel function. To justify a natural topology and metric, we have to validate the underlying kernel function for the External Source Output expression analysis problem. The reader should realize that the assumption of a kernel function assumes a lot of information about the Conjecture class; it essentially establishes a partial order of Conjecture.

External Source Output model selection and validation requires estimating the generalization ability of External Source Output models from training to test External Source Output data. “Good” External Source Output models show a high expressiveness and they are robust w.r.t., outlier object in the External Source Output data. This tradeoff between *informativeness* and *robustness* ranks different External Source Output models when they are tested on new External Source Output data and it quantitatively describes the underfitting/overfitting dilemma. In this paper we have explored the idea to use approximation sets of clustering solutions as a communication instruction. The *approximation capacity* of a kernel function provides a selection criterion, which renders various External Source Output models comparable in terms of their respective key value rates. The number of reliably extractable key values of a External Source Output expression analysis kernel function $R(\cdot, \mathbf{X})$ defines a “task sensitive information measure” since it only accounts for the fluctuations in the External Source Output data \mathbf{X} which actually have an influence on identifying an individual External Source Output expression or a set of External Source Output expressions.

The maximum entropy inference principle suggests that we should average over the statistically indistinguishable solutions in the optimal approximation set. Such a External Source Output model averaging strategy replaces the original kernel function with the value and, thereby, it defines a continuation method with maximal robustness. Algorithmically, maximum entropy inference can be implemented by annealing methods. The entropy naturally answers the question in many External Source Output data analysis applications, which regularization term should be used without introducing an unwanted bias. The second question, how the regularization parameter should be selected, is also answered by: Choose the parameter value that maximizes the approximation capacity! The link to robust

optimization is analyzed from a theoretical computer science viewpoint.

For External Source Output model selection can be applied to all combinatorial or continuous optimization problems, which depend on outlier object External Source Output data. The outlier object level is characterized by two sample sets \mathbf{X}' , \mathbf{X}'' . It has been posteriorly explored by External Source Output model validation problems for External Source Output model based clustering of high dimensional Gaussian distributed External Source Output data and of Boolean External Source Output data. The well-known spin glass phase of maximum likelihood estimations for Gaussian sources is identified as structure with zero information content for instruction. IT can also be used to select External Source Output models for spectral clustering. Furthermore, denoising of Boolean matrices guided by the generalization capacity of SVD suggests a cutoff rank for the SVD spectrum [11].

The reader should realize that we only require an objective or kernel $R(\cdot, \mathbf{X})$ to define a weight distribution. Any other mechanism to arrive at such a concept of approximate solutions will serve the same purpose. In principle, this concept of measuring the generalization performance of algorithms can be applied to algorithm evaluation and also to robust algorithm External Source Output. It endows the space of algorithm with a topology since two algorithms are neighbors if their approximation sets for the same input distributions share a high overlap. Such methods to measure the robustness of algorithms to errors in the computation or in the input will be in high demand to program novel hardware that trades consumption against precision of computation. So far we are completely lacking External Source Output principles for algorithm engineering, which consider this tradeoff between usage and correctness. We are also convinced that the information theoretic analysis of algorithms will shed new light on the relation between computational complexity and statistical complexity – the two faces of complexity science whose relation is far from being understood.

8. REFERENCES

- [1] Ravi Prakash G, Kiran M, and Saikat Mukherjee, Asymmetric Key-Value Split Pattern Assumption over MapReduce Behavioral Model, *International Journal of Computer Applications*, Volume 86 – No 10, Page 30-34, January 2014.
- [2] Kiran M., Saikat Mukherjee and Ravi Prakash G., Characterization of Randomized Shuffle and Sort Quantifiability in MapReduce Model, *International Journal of Computer Applications*, 51-58, Volume 79, No. 5, October 2013.
- [3] Amresh Kumar, Kiran M., Saikat Mukherjee and Ravi Prakash G., Verification and Validation of MapReduce Program model for Parallel K-Means algorithm on Hadoop Cluster, *International Journal of Computer Applications*, 48-55, Volume 72, No. 8, June 2013.
- [4] Kiran M., Amresh Kumar, Saikat Mukherjee and Ravi Prakash G., Verification and Validation of MapReduce Program Model for Parallel Support Vector Machine Algorithm on Hadoop Cluster, *International Journal of Computer Science Issues*, 317-325, Vol. 10, Issue 3, No. 1, May 2013.
- [5] Ravi Prakash G, Kiran M and Saikat Mukherjee, On Randomized Preference Limitation Protocol for Quantifiable Shuffle and Sort Behavioral Implications in MapReduce Programming Model, *Parallel & Cloud Computing*, Vol. 3, Issue 1, 1-14, January 2014.
- [6] Ravi Prakash G, and Kiran M, On The Least Economical MapReduce Sets for Summarization Expressions, *International Journal of Computer Applications*, 13-20, Volume 94, No.7, May 2014.
- [7] Ravi (Ravinder) Prakash G, Kiran M., On Randomized Minimal MapReduce Sets for Filtering Expressions, *International Journal of Computer Applications*, Volume 98, No. 3, Pages 1-8, July 2014.
- [8] Ravi (Ravinder) Prakash G and Kiran M., How Minimal are MapReduce Arrangements for Binning Expressions. *International Journal of Computer Applications* Volume 99 (11): 7-14, August 2014
- [9] Ravi (Ravinder) Prakash G and Kiran M., Shuffling Expressions with MapReduce Arrangements and the Role of Binary Path Symmetry. *International Journal of Computer Applications* 102 (16): 19-24, September 2014.
- [10] Ravi (Ravinder) Prakash G and Kiran M; How Reduce Side Join Part File Expressions Equal MapReduce Structure into Task Consequences, Performance? *International Journal of Computer Applications*, Volume 105(2):8-15, November 2014
- [11] Ravi (Ravinder) Prakash G and Kiran M; How Replicated Join Expressions Equal Map Phase or Reduce Phase in a MapReduce Structure? *International Journal of Computer Applications*, Volume 107 (12): 43-50, No 12, December 2014.
- [12] Ravi (Ravinder) Prakash G and Kiran M., On Composite Join Expressions of Map-side with many Reduce Phase. *International Journal of Computer Applications* Volume 110(9): 37-44, January 2015.
- [13] Ravi (Ravinder) Prakash G and Kiran M. "On the MapReduce Arrangements of Cartesian product Specific Expressions". *International Journal of Computer Applications* 112(9):34-41, February 2015.
- [14] Ravi (Ravinder) Prakash G and Kiran M., On Job Chaining MapReduce Meta Expressions of Mapping and Reducing Entropy Densities. *International Journal of Computer Applications* 113(15): 20-27, March 2015.
- [15] Ravi (Ravinder) Prakash G, Kiran M. "On Chain Folding Problems of Chain Mapper and Chain Reducer Meta Expressions". *International Journal of Computer Applications* 116(16): 35-42, April 2015.
- [16] Ravi (Ravinder) Prakash G and Kiran M."On Job Merging MapReduce Meta Expressions for Multiple Decomposition Mapping and Reducing". *International Journal of Computer Applications* 118 (13):14-21, May 2015.